


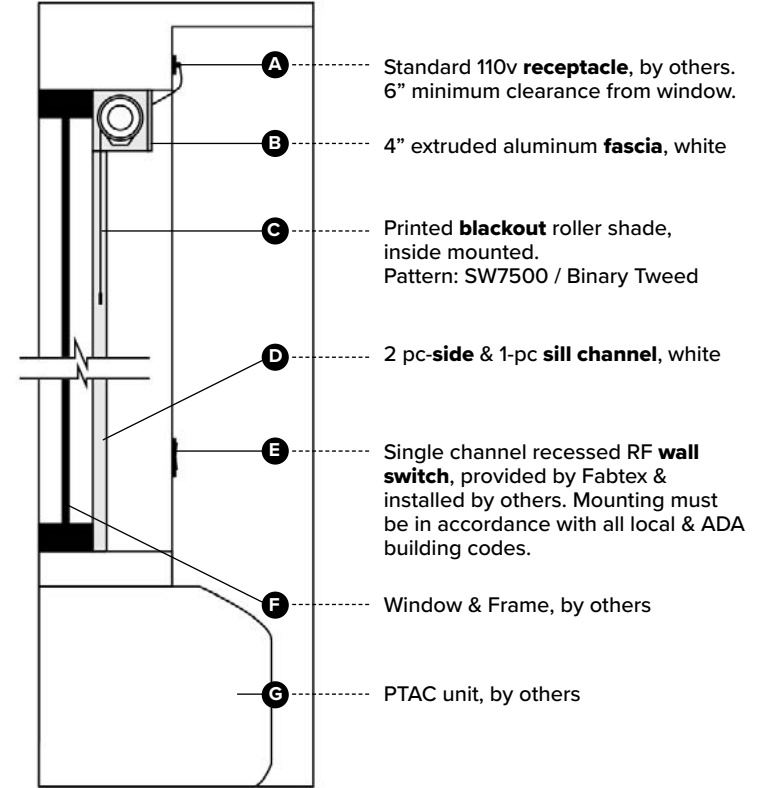


Window Treatment Elevation + Section View

Specifications

Scale: NTS

 <p>Typical Guestroom Window Treatments Aloft - Eclectic Scheme</p> 	<p>Notes:</p>	
<p>PRODUCT DISCLAIMER: Fabtex is a manufacturer of commercial products that require installation by a licensed contractor. All information shown is for schematic purposes and to aid coordination amongst trades. All wiring, connections, means and methods is to be performed by others in strict adherence with all federal, state and local building codes.</p> <hr/> <p>CONFIDENTIAL: All materials disclosed in this document are proprietary to Fabtex, Inc. The holder agrees to maintain it in confidence and must not replicate or reveal this information in any manner.</p>		






General Installation Notes:

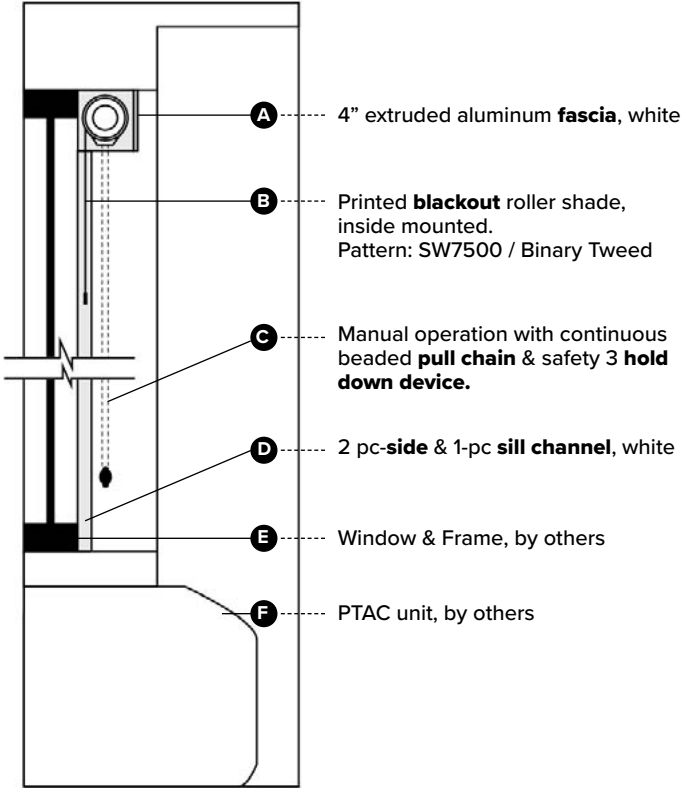

- The ML-350F Tubular Motor provides 6Nm of power in a compact, cost-effective package. Drawing power from 120VAC, it accommodates two methods of control— RF wireless and dry contact. This allows the use of wireless in-wall mounted and/or handheld remote options; the built-in wired Dry Contact relays also allow for 3rd party integration.
- The ML-350F produces less than 40bDA and powers shades on 2" and 2.5" tubes. It can be used as a plug-in device for ease of installation. The plug can be omitted for hardwired installations. Each motor comes standard with 12 feet of cord and an adjustable right angle plug— the cord can be cut to length, and then attached to the plug end. When direct wiring is required, a local licensed electrician will be needed to terminate the connection.
- Built-in service disconnect allows for service interchangeability at the motor head. Motor length will accommodate a minimum shade width of 27 inches.

Window Treatment Elevation + Section View

Specifications

Scale: NTS

 ADA Guestroom Window Treatments Aloft - Eclectic Scheme 	Notes: <div style="border: 2px solid red; height: 150px; width: 100%;"></div>	
<p>PRODUCT DISCLAIMER: Fabtex is a manufacturer of commercial products that require installation by a licensed contractor. All information shown is for schematic purposes and to aid coordination amongst trades. All wiring, connections, means and methods is to be performed by others in strict adherence with all federal, state and local building codes.</p> <hr/> <p>CONFIDENTIAL: All materials disclosed in this document are proprietary to Fabtex, Inc. The holder agrees to maintain it in confidence and must not replicate or reveal this information in any manner.</p>		






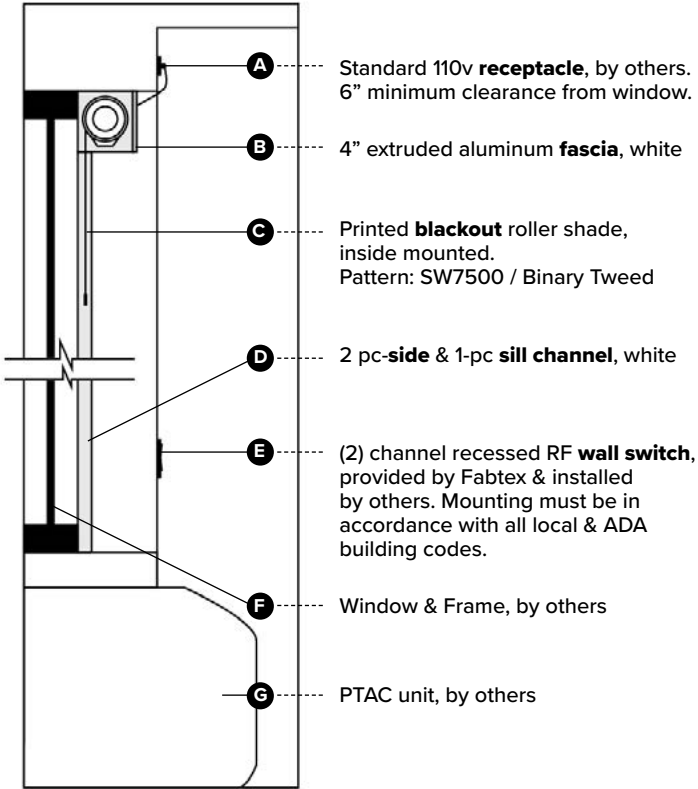
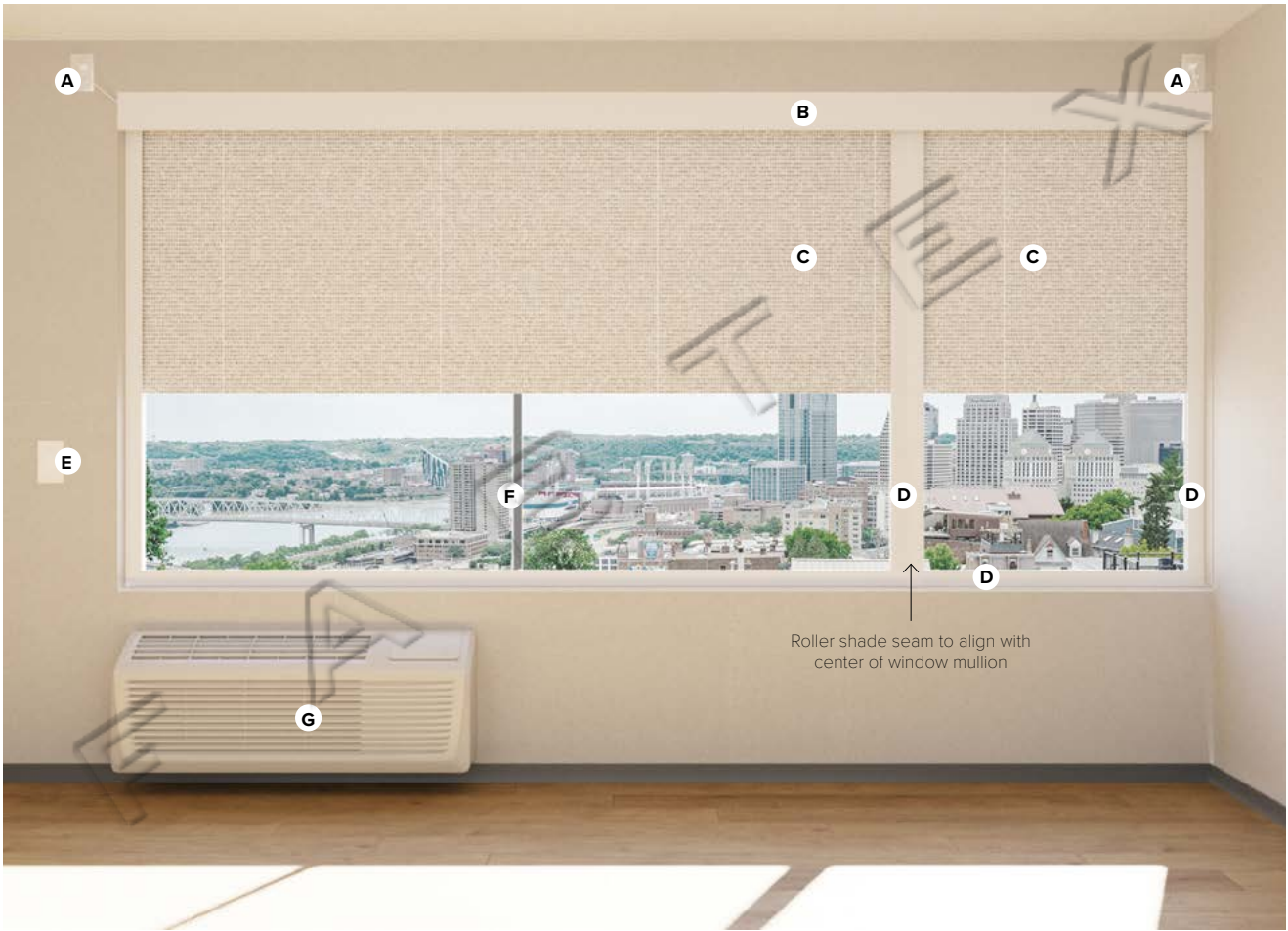
Roller shade seam to align with center of window mullion

Window Treatment Elevation + Section View

Specifications

Scale: NTS

	<p>Typical Guestroom Window Treatments Aloft - Eclectic Scheme</p>		
<p>PRODUCT DISCLAIMER: Fabtex is a manufacturer of commercial products that require installation by a licensed contractor. All information shown is for schematic purposes and to aid coordination amongst trades. All wiring, connections, means and methods is to be performed by others in strict adherence with all federal, state and local building codes.</p>			
<p>CONFIDENTIAL: All materials disclosed in this document are proprietary to Fabtex, Inc. The holder agrees to maintain it in confidence and must not replicate or reveal this information in any manner.</p>			<p>Date: November 22, 2023</p>



General Installation Notes:

- The ML-350F Tubular Motor provides 6Nm of power in a compact, cost-effective package. Drawing power from 120VAC, it accommodates two methods of control—RF wireless and dry contact. This allows the use of wireless in-wall mounted and/or handheld remote options; the built-in wired Dry Contact relays also allow for 3rd party integration.
- The ML-350F produces less than 40bDA and powers shades on 2" and 2.5" tubes. It can be used as a plug-in device for ease of installation. The plug can be omitted for hardwired installations. Each motor comes standard with 12 feet of cord and an adjustable right angle plug—the cord can be cut to length, and then attached to the plug end. When direct wiring is required, a local licensed electrician will be needed to terminate the connection.
- Built-in service disconnect allows for service interchangeability at the motor head. Motor length will accommodate a minimum shade width of 27 inches.

Window Treatment Elevation + Section View

Specifications

Scale: NTS

	<p>ADA Guestroom Window Treatments Aloft - Eclectic Scheme</p>		
<p>PRODUCT DISCLAIMER: Fabtex is a manufacturer of commercial products that require installation by a licensed contractor. All information shown is for schematic purposes and to aid coordination amongst trades. All wiring, connections, means and methods is to be performed by others in strict adherence with all federal, state and local building codes.</p>			
<p>CONFIDENTIAL: All materials disclosed in this document are proprietary to Fabtex, Inc. The holder agrees to maintain it in confidence and must not replicate or reveal this information in any manner.</p>		<p>Date: November 22, 2023</p>	