


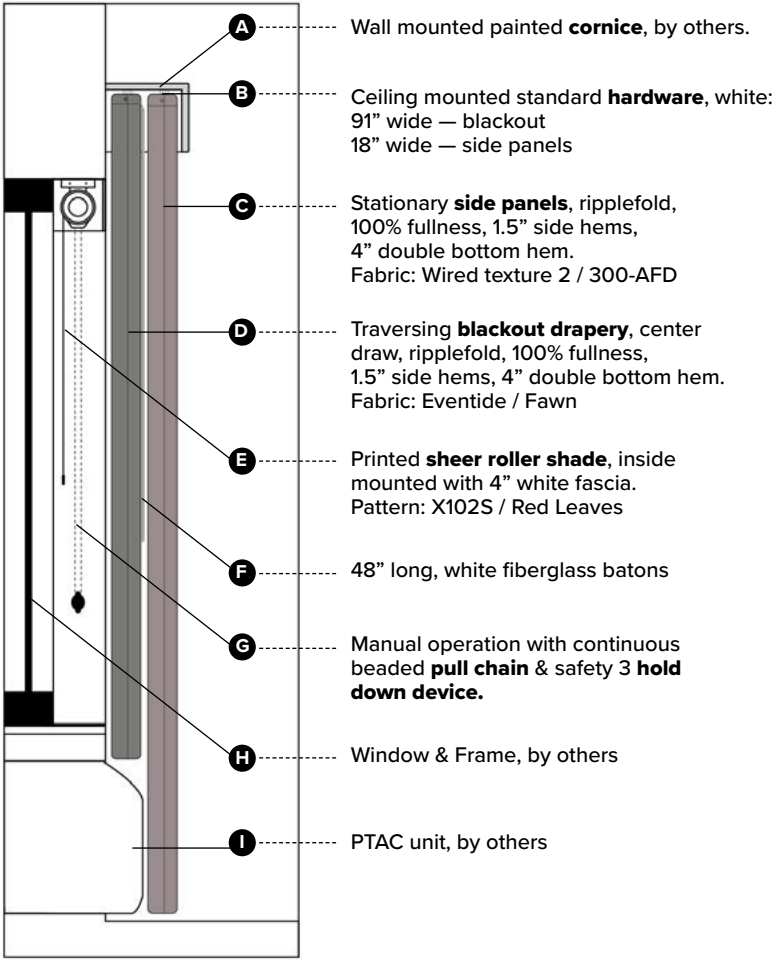


Window Treatment Elevation + Section View

Specifications: Up to 9'-0" Ceiling Height Scale: NTS




<div> Typical Guestroom Window Treatments Modern Calm Scheme - New Build</div> <div></div>	<div>Notes:</div>	<div></div>
<div><p>PRODUCT DISCLAIMER: Fabtex is a manufacturer of commercial products that require installation by a licensed contractor. All information shown is for schematic purposes and to aid coordination amongst trades. All wiring, connections, means and methods is to be performed by others in strict adherence with all federal, state and local building codes.</p><p>-----</p><p>CONFIDENTIAL: All materials disclosed in this document are proprietary to Fabtex, Inc. The holder agrees to maintain it in confidence and must not replicate or reveal this information in any manner.</p></div>		<div>Date: February 20, 2024</div>



Window Treatment Elevation + Section View

Specifications: Over 9'-0" Ceiling Height

Scale: NTS

<div><div></div><div>Typical Guestroom Window Treatments Modern Calm Scheme - New Build</div><div></div></div>	<div>Notes: If over 9'-0" ceiling height, mount cornice at 8'-8" AFF.</div>	<div></div>
<div><p>PRODUCT DISCLAIMER: Fabtex is a manufacturer of commercial products that require installation by a licensed contractor. All information shown is for schematic purposes and to aid coordination amongst trades. All wiring, connections, means and methods is to be performed by others in strict adherence with all federal, state and local building codes.</p><p>-----</p><p>CONFIDENTIAL: All materials disclosed in this document are proprietary to Fabtex, Inc. The holder agrees to maintain it in confidence and must not replicate or reveal this information in any manner.</p></div>		<div>Date: February 20, 2024</div>

- A** Ceiling mounted painted **cornice**, by others.
- B** Motorized ceiling mounted **hardware**, Architrac white, plug-in:
91" wide — blackout
18" wide — side panels
- C** Standard 110v **receptacle** located in wall behind drapery, by others.
- D** Stationary **side panels**, ripplefold, 100% fullness, 1.5" side hems,
4" double bottom hem. Fabric: Wired texture 2 / 300-AFD
- E** Traversing **blackout drapery**, center draw, ripplefold, 100% fullness,
1.5" side hems, 4" double bottom hem. Fabric: Eventide / Fawn
- F** (2) Single channel RF wall switch— 1 drapery & 1 roller shade,
provided by Fabtex but installed by others.
- G** Motorized (plug-in) printed **sheer roller shade**, inside mounted with
4" white fascia. Pattern: X102S / Red Leaves
- H** Window & Frame, by others
- I** PTAC unit, by others

Window Treatment Elevation

Specifications: Up to 9'-0" Ceiling Height

Scale: NTS

General Installation Notes:

- The ML-350F Tubular Motor provides 6Nm of power in a compact, cost-effective package. Drawing power from 120VAC, it accommodates two methods of control— RF wireless and dry contact. This allows the use of wireless in-wall mounted and/or handheld remote options; the built-in wired Dry Contact relays also allow for 3rd party integration.
- The ML-350F produces less than 40bDA and powers shades on 2" and 2.5" tubes. It can be used as a plug-in device for ease of installation. The plug can be omitted for hardwired installations. Each motor comes standard with 12 feet of cord and an adjustable right angle plug— the cord can be cut to length, and then attached to the plug end. When direct wiring is required, a local licensed electrician will be needed to terminate the connection.
- Built-in service disconnect allows for service interchangeability at the motor head. Motor length will accommodate a minimum shade width of 27 inches.



ADA Guestroom Window Treatments Modern Calm Scheme - New Build



PRODUCT DISCLAIMER: Fabtex is a manufacturer of commercial products that require installation by a licensed contractor. All information shown is for schematic purposes and to aid coordination amongst trades. All wiring, connections, means and methods is to be performed by others in strict adherence with all federal, state and local building codes.


CONFIDENTIAL: All materials disclosed in this document are proprietary to Fabtex, Inc. The holder agrees to maintain it in confidence and must not replicate or reveal this information in any manner.

Notes: Info shown is based on motorized drapery hardware. When requested, it can be substituted with a manual option (baton with loop).

****Final location of Wall Switch to be determined by client. Height of switch shall be in accordance with all local and accessibility building codes.**



Date: February 20, 2024



- A** Ceiling mounted painted **cornice**, by others.
- B** Ceiling mounted **hardware**, Architrac white:
91" wide — blackout
18" wide — side panels
- C** Standard 110v **receptacle** located in wall behind drapery, by others.
- D** Stationary **side panels**, ripplefold, 100% fullness, 1.5" side hems, 4" double bottom hem. Fabric: Wired texture 2 / 300-AFD
- E** Traversing **blackout drapery**, center draw, ripplefold, 100% fullness, 1.5" side hems, 4" double bottom hem, with white ADA baton with loop. Fabric: Eventide / Fawn
- F** Single channel RF wall switch for roller shade, provided by Fabtex but installed by others.
- G** Motorized (plug-in) printed **sheer roller shade**, inside mounted with 4" white fascia. Pattern: X102S / Red Leaves
- H** Window & Frame, by others
- I** PTAC unit, by others




General Installation Notes:

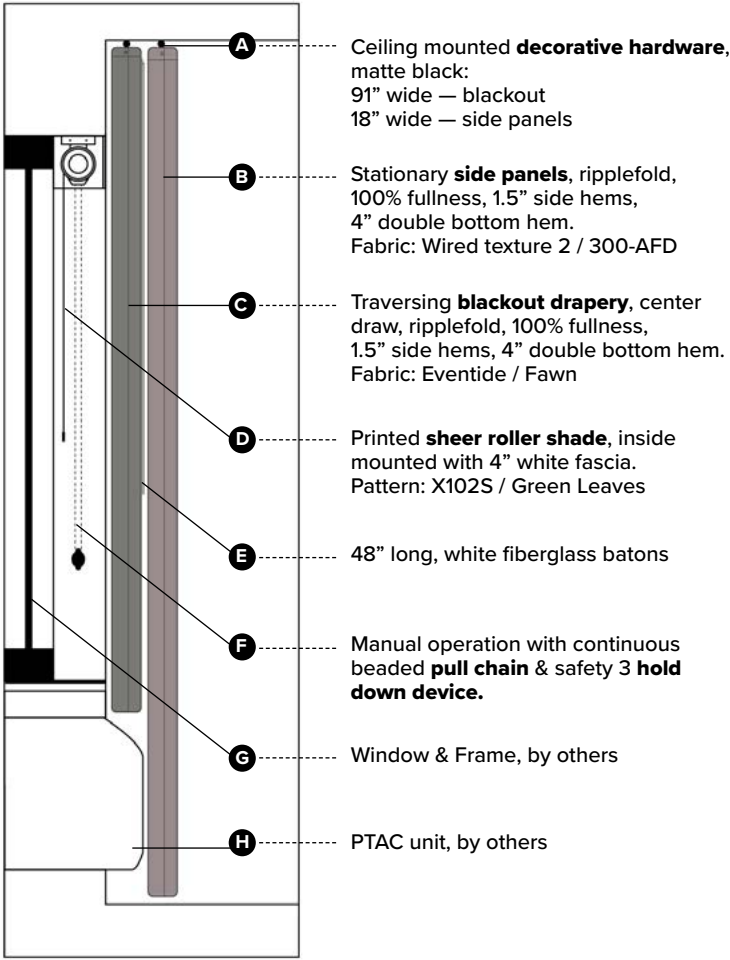
- The ML-350F Tubular Motor provides 6Nm of power in a compact, cost-effective package. Drawing power from 120VAC, it accommodates two methods of control— RF wireless and dry contact. This allows the use of wireless in-wall mounted and/or handheld remote options; the built-in wired Dry Contact relays also allow for 3rd party integration.
- The ML-350F produces less than 40bDA and powers shades on 2" and 2.5" tubes. It can be used as a plug-in device for ease of installation. The plug can be omitted for hardwired installations. Each motor comes standard with 12 feet of cord and an adjustable right angle plug— the cord can be cut to length, and then attached to the plug end. When direct wiring is required, a local licensed electrician will be needed to terminate the connection.
- Built-in service disconnect allows for service interchangeability at the motor head. Motor length will accommodate a minimum shade width of 27 inches.

Window Treatment Elevation

Specifications: Up to 9'-0" Ceiling Height




Scale: NTS

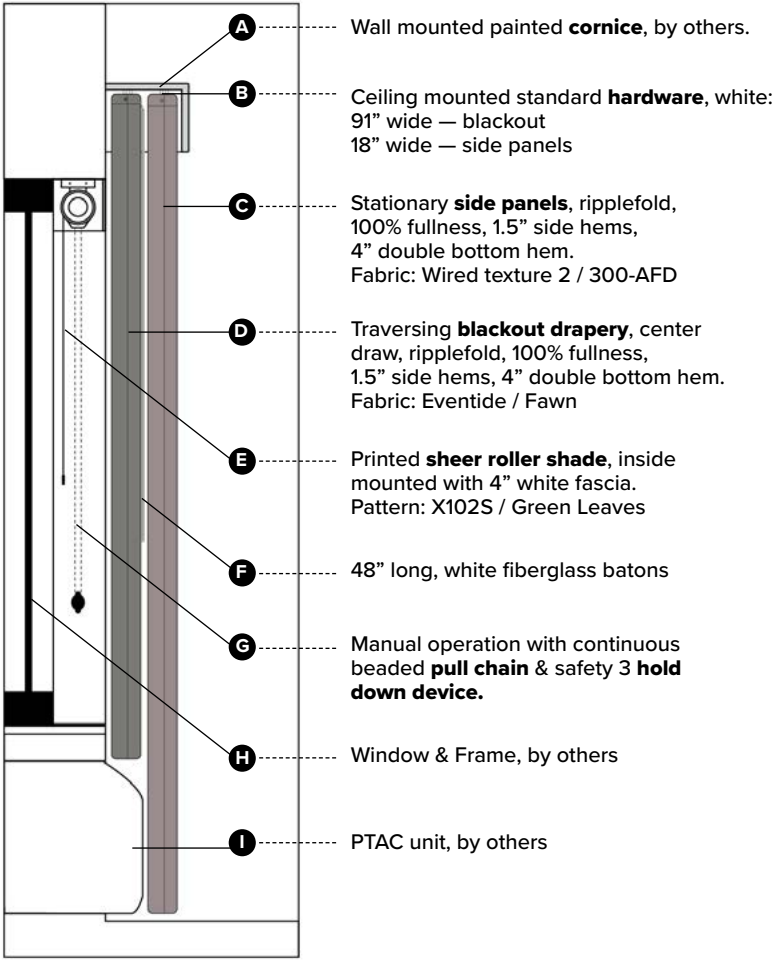
<div><div> ADA Guestroom Window Treatments Modern Calm Scheme - New Build</div><div></div></div>	<div>Notes: Info shown is based on manual ADA (baton with loop) drapery hardware. It can be motorized when required.</div> <div>**Final location of Wall Switch to be determined by client. Height of switch shall be in accordance with all local and accessibility building codes.</div>	<div></div> <div>Date: February 20, 2024</div>
<div><p>PRODUCT DISCLAIMER: Fabtex is a manufacturer of commercial products that require installation by a licensed contractor. All information shown is for schematic purposes and to aid coordination amongst trades. All wiring, connections, means and methods is to be performed by others in strict adherence with all federal, state and local building codes.</p><p>-----</p><p>CONFIDENTIAL: All materials disclosed in this document are proprietary to Fabtex, Inc. The holder agrees to maintain it in confidence and must not replicate or reveal this information in any manner.</p></div>		



Window Treatment Elevation + Section View

Specifications: Up to 9'-0" Ceiling Height Scale: NTS




<div><div></div><div>Typical Guestroom Window Treatments Modern Calm Scheme - New Build</div><div></div></div>	<div>Notes:</div>	<div></div>
<div><p>PRODUCT DISCLAIMER: Fabtex is a manufacturer of commercial products that require installation by a licensed contractor. All information shown is for schematic purposes and to aid coordination amongst trades. All wiring, connections, means and methods is to be performed by others in strict adherence with all federal, state and local building codes.</p><p>CONFIDENTIAL: All materials disclosed in this document are proprietary to Fabtex, Inc. The holder agrees to maintain it in confidence and must not replicate or reveal this information in any manner.</p></div>		<div>Date: February 20, 2024</div>




Window Treatment Elevation + Section View

Specifications: Over 9'-0" Ceiling Height

Scale: NTS

<div><div></div><div>Typical Guestroom Window Treatments Modern Calm Scheme - New Build</div><div></div></div>	<div>Notes: If over 9-0" ceiling height, mount cornice at 8'-8" AFF.</div>	<div></div> <div>Date: February 20, 2024</div>
<div><p>PRODUCT DISCLAIMER: Fabtex is a manufacturer of commercial products that require installation by a licensed contractor. All information shown is for schematic purposes and to aid coordination amongst trades. All wiring, connections, means and methods is to be performed by others in strict adherence with all federal, state and local building codes.</p><p>CONFIDENTIAL: All materials disclosed in this document are proprietary to Fabtex, Inc. The holder agrees to maintain it in confidence and must not replicate or reveal this information in any manner.</p></div>		



- A** Ceiling mounted painted **cornice**, by others.
- B** Motorized ceiling mounted **hardware**, Architrac white, plug-in:
91" wide — blackout
18" wide — side panels
- C** Standard 110v **receptacle** located in wall behind drapery, by others.
- D** Stationary **side panels**, ripplefold, 100% fullness, 1.5" side hems, 4" double bottom hem. Fabric: Wired texture 2 / 300-AFD
- E** Traversing **blackout drapery**, center draw, ripplefold, 100% fullness, 1.5" side hems, 4" double bottom hem. Fabric: Eventide / Fawn
- F** (2) Single channel RF wall switch— 1 drapery & 1 roller shade, provided by Fabtex but installed by others.
- G** Motorized (plug-in) printed **sheer roller shade**, inside mounted with 4" white fascia. Pattern: X102S / Green Leaves
- H** Window & Frame, by others
- I** PTAC unit, by others




General Installation Notes:


- The ML-350F Tubular Motor provides 6Nm of power in a compact, cost-effective package. Drawing power from 120VAC, it accommodates two methods of control— RF wireless and dry contact. This allows the use of wireless in-wall mounted and/or handheld remote options; the built-in wired Dry Contact relays also allow for 3rd party integration.
- The ML-350F produces less than 40bDA and powers shades on 2" and 2.5" tubes. It can be used as a plug-in device for ease of installation. The plug can be omitted for hardwired installations. Each motor comes standard with 12 feet of cord and an adjustable right angle plug— the cord can be cut to length, and then attached to the plug end. When direct wiring is required, a local licensed electrician will be needed to terminate the connection.
- Built-in service disconnect allows for service interchangeability at the motor head. Motor length will accommodate a minimum shade width of 27 inches.

Window Treatment Elevation

Specifications: Up to 9'-0" Ceiling Height

Scale: NTS

<div><div></div><div><div>ADA Guestroom Window Treatments</div><div>Modern Calm Scheme - New Build</div></div><div></div></div>	<div>Notes: Info shown is based on motorized drapery hardware. When requested, it can be substituted with a manual option (baton with loop).</div> <div>**Final location of Wall Switch to be determined by client. Height of switch shall be in accordance with all local and accessibility building codes.</div>	<div></div> <div>Date: February 20, 2024</div>
<div><div>PRODUCT DISCLAIMER: Fabtex is a manufacturer of commercial products that require installation by a licensed contractor. All information shown is for schematic purposes and to aid coordination amongst trades. All wiring, connections, means and methods is to be performed by others in strict adherence with all federal, state and local building codes.</div><div>CONFIDENTIAL: All materials disclosed in this document are proprietary to Fabtex, Inc. The holder agrees to maintain it in confidence and must not replicate or reveal this information in any manner.</div></div>		



- A** Ceiling mounted painted **cornice**, by others.
- B** Ceiling mounted **hardware**, Architrac white:
91" wide — blackout
18" wide — side panels
- C** Standard 110v **receptacle** located in wall behind drapery, by others.
- D** Stationary **side panels**, ripplefold, 100% fullness, 1.5" side hems, 4" double bottom hem. Fabric: Wired texture 2 / 300-AFD
- E** Traversing **blackout drapery**, center draw, ripplefold, 100% fullness, 1.5" side hems, 4" double bottom hem, with white ADA baton with loop. Fabric: Eventide / Fawn
- F** Single channel RF wall switch for roller shade, provided by Fabtex but installed by others.
- G** Motorized (plug-in) printed **sheer roller shade**, inside mounted with 4" white fascia. Pattern: X102S / Green Leaves
- H** Window & Frame, by others
- I** PTAC unit, by others




General Installation Notes:

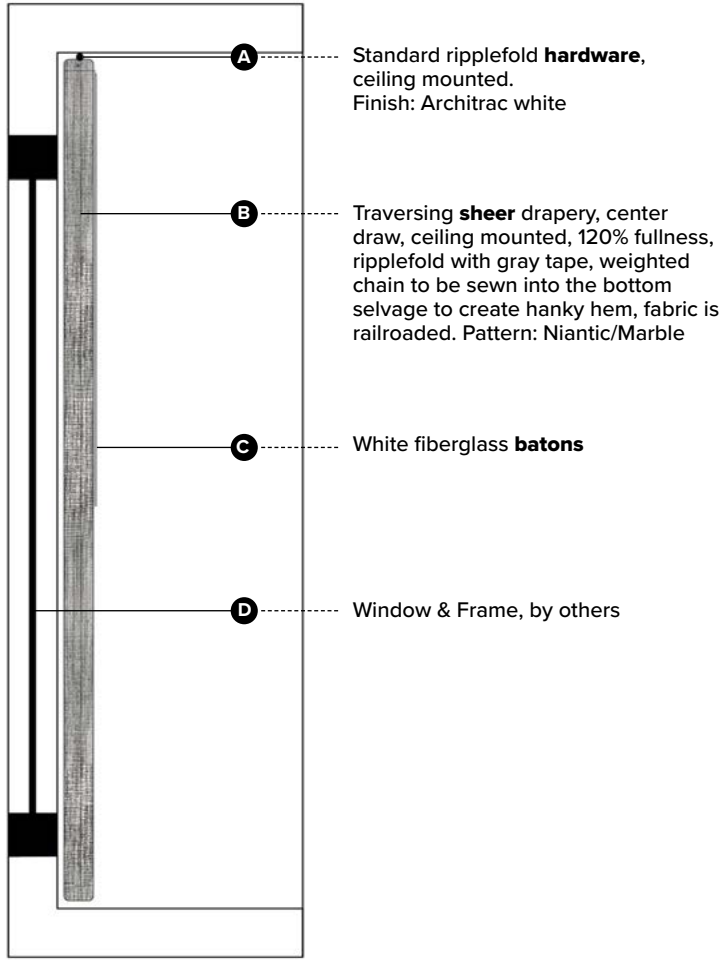
- The ML-350F Tubular Motor provides 6Nm of power in a compact, cost-effective package. Drawing power from 120VAC, it accommodates two methods of control— RF wireless and dry contact. This allows the use of wireless in-wall mounted and/or handheld remote options; the built-in wired Dry Contact relays also allow for 3rd party integration.
- The ML-350F produces less than 40bDA and powers shades on 2" and 2.5" tubes. It can be used as a plug-in device for ease of installation. The plug can be omitted for hardwired installations. Each motor comes standard with 12 feet of cord and an adjustable right angle plug— the cord can be cut to length, and then attached to the plug end. When direct wiring is required, a local licensed electrician will be needed to terminate the connection.
- Built-in service disconnect allows for service interchangeability at the motor head. Motor length will accommodate a minimum shade width of 27 inches.

Window Treatment Elevation

Specifications: Up to 9'-0" Ceiling Height

Scale: NTS



<div><div></div><div><div>ADA Guestroom Window Treatments</div><div>Modern Calm Scheme - New Build</div></div><div></div></div>	<div>Notes: Info shown is based on manual ADA (baton with loop) drapery hardware. It can be motorized when required.</div> <div>**Final location of Wall Switch to be determined by client. Height of switch shall be in accordance with all local and accessibility building codes.</div>	<div></div> <div>Date: February 20, 2024</div>
<div><div>PRODUCT DISCLAIMER: Fabtex is a manufacturer of commercial products that require installation by a licensed contractor. All information shown is for schematic purposes and to aid coordination amongst trades. All wiring, connections, means and methods is to be performed by others in strict adherence with all federal, state and local building codes.</div><div>CONFIDENTIAL: All materials disclosed in this document are proprietary to Fabtex, Inc. The holder agrees to maintain it in confidence and must not replicate or reveal this information in any manner.</div></div>		

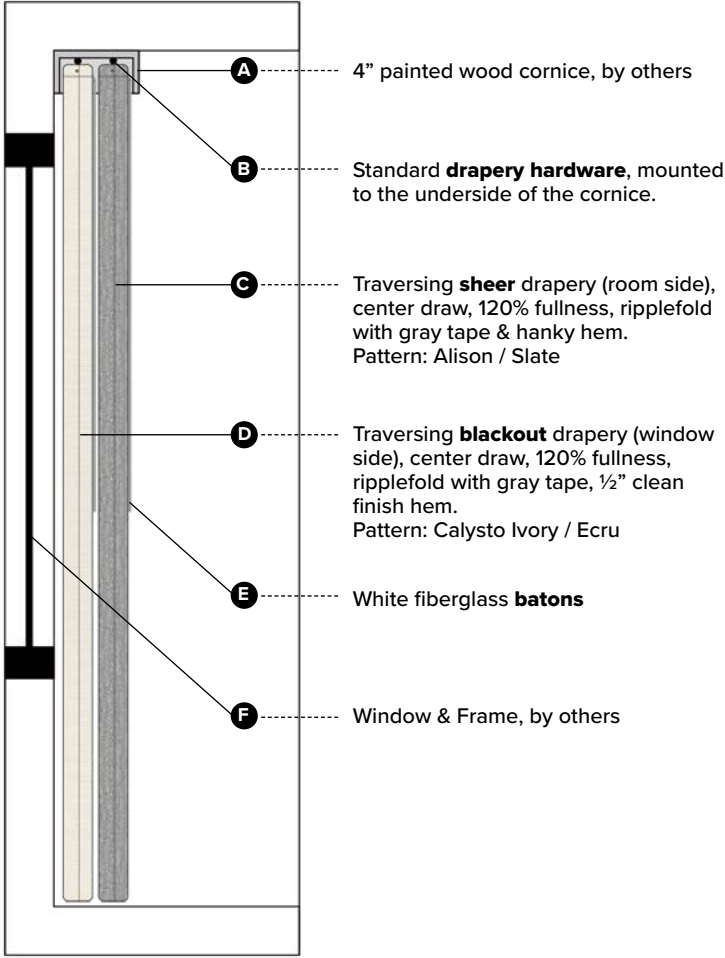


Window Treatment Elevation + Section View

Specifications

Scale: NTS




<div><div>Public Areas Window Treatments - New Build Only<div><div>Fairfield</div><div>BY MARRIOTT</div></div></div><div><div>Modern Calm Scheme - Lobby</div></div></div> <div><p>PRODUCT DISCLAIMER: Fabtex is a manufacturer of commercial products that require installation by a licensed contractor. All information shown is for schematic purposes and to aid coordination amongst trades. All wiring, connections, means and methods is to be performed by others in strict adherence with all federal, state and local building codes.</p><p>-----</p><p>CONFIDENTIAL: All materials disclosed in this document are proprietary to Fabtex, Inc. The holder agrees to maintain it in confidence and must not replicate or reveal this information in any manner.</p></div>	<div>Notes:</div>	<div></div> <div>Date: February 26, 2024</div>
--	-------------------	---

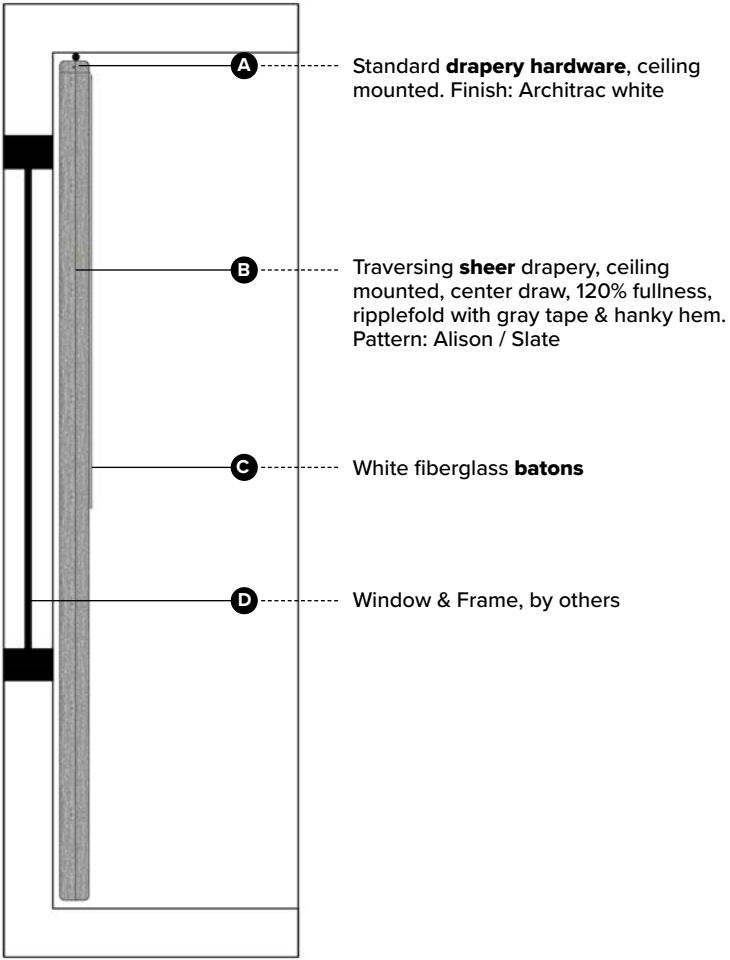


Window Treatment Elevation + Section View

Specifications

Scale: NTS




<div><div></div><div>Public Areas Window Treatments Modern Calm Scheme - Meeting Room</div></div> <div></div>	<div>Notes:</div>	<div></div>
<div><p>PRODUCT DISCLAIMER: Fabtex is a manufacturer of commercial products that require installation by a licensed contractor. All information shown is for schematic purposes and to aid coordination amongst trades. All wiring, connections, means and methods is to be performed by others in strict adherence with all federal, state and local building codes.</p><p>-----</p><p>CONFIDENTIAL: All materials disclosed in this document are proprietary to Fabtex, Inc. The holder agrees to maintain it in confidence and must not replicate or reveal this information in any manner.</p></div>		Date: February 26, 2024

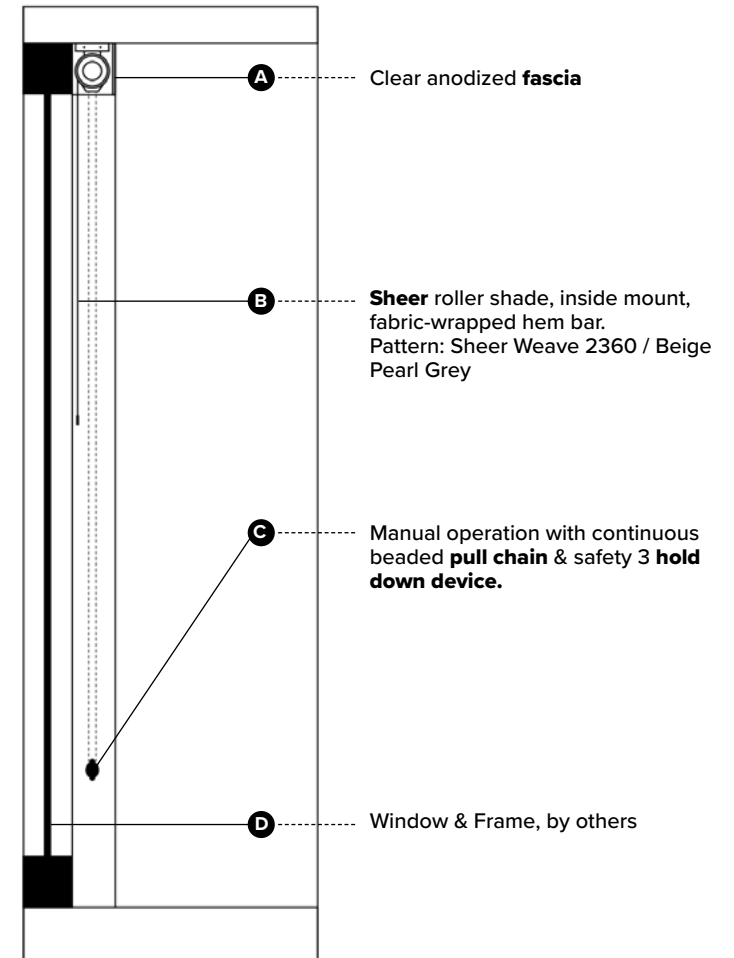


Window Treatment Elevation + Section View

Specifications

Scale: NTS

<div><div>Public Areas Window Treatments Modern Calm Scheme - Corridor</div><div></div></div>	<div>Notes:</div>	<div></div>
<div><p>PRODUCT DISCLAIMER: Fabtex is a manufacturer of commercial products that require installation by a licensed contractor. All information shown is for schematic purposes and to aid coordination amongst trades. All wiring, connections, means and methods is to be performed by others in strict adherence with all federal, state and local building codes.</p><p>-----</p><p>CONFIDENTIAL: All materials disclosed in this document are proprietary to Fabtex, Inc. The holder agrees to maintain it in confidence and must not replicate or reveal this information in any manner.</p></div>		<div>Date: February 26, 2024</div>



Window Treatment Elevation + Section View

Specifications

Scale: NTS



Public Areas Window Treatments
Modern Calm Scheme - Fitness Room / BOH



PRODUCT DISCLAIMER: Fabtex is a manufacturer of commercial products that require installation by a licensed contractor. All information shown is for schematic purposes and to aid coordination amongst trades. All wiring, connections, means and methods is to be performed by others in strict adherence with all federal, state and local building codes.

CONFIDENTIAL: All materials disclosed in this document are proprietary to Fabtex, Inc. The holder agrees to maintain it in confidence and must not replicate or reveal this information in any manner.

Notes:



Date: February 26, 2024