

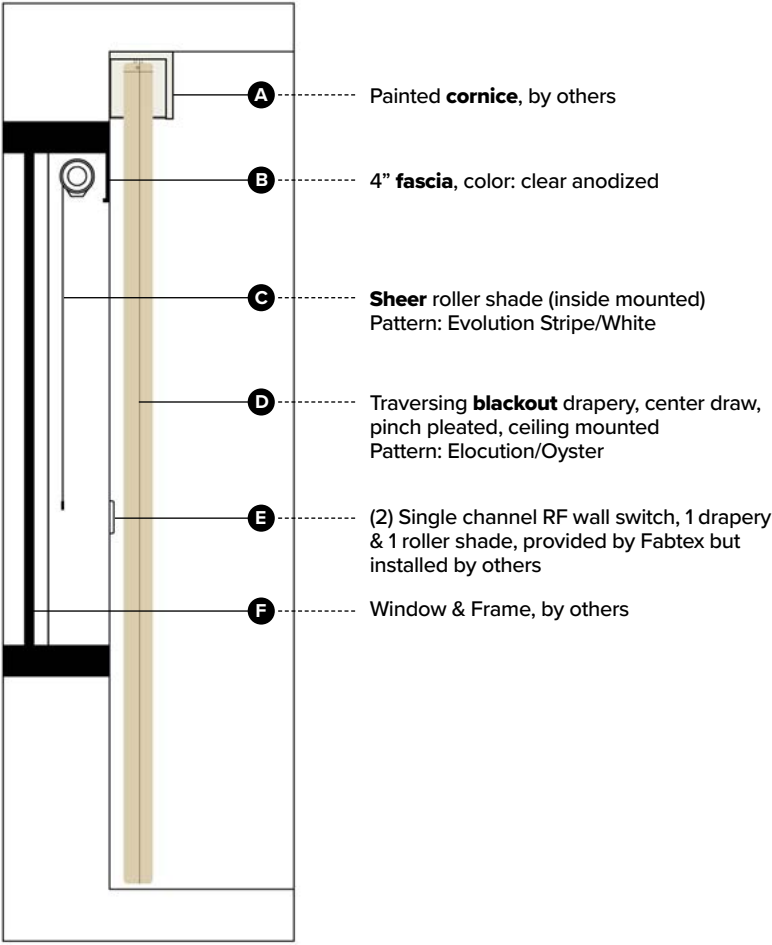


Window Treatment Elevation + Section View



Scale: NTS


<div><div><div>Guestroom Window Treatments</div><div>Residence Inn - <b>Standard Specification</b></div><div><b>Residence INN.</b> <small>BY MARRIOTT</small></div></div></div>	<div></div>	<div></div> <div>Date: January 19, 2024</div>
<div><p><b>PRODUCT DISCLAIMER:</b> Fabtex is a manufacturer of commercial products that require installation by a licensed contractor. All information shown is for schematic purposes and to aid coordination amongst trades. All wiring, connections, means and methods is to be performed by others in strict adherence with all federal, state and local building codes.</p><p><b>CONFIDENTIAL:</b> All materials disclosed in this document are proprietary to Fabtex, Inc. The holder agrees to maintain it in confidence and must not replicate or reveal this information in any manner.</p></div>		



Window Treatment Elevation + Section View

Scale: NTS

<div><div><div>ADA Guestroom Window Treatments</div><div>Residence Inn - <b>ADA Specification</b></div></div><div><div>Residence INN.</div><div>BY MARRIOTT</div></div></div>	<div></div>	<div></div>
<div><p><b>PRODUCT DISCLAIMER:</b> Fabtex is a manufacturer of commercial products that require installation by a licensed contractor. All information shown is for schematic purposes and to aid coordination amongst trades. All wiring, connections, means and methods is to be performed by others in strict adherence with all federal, state and local building codes.</p><p>-----</p><p><b>CONFIDENTIAL:</b> All materials disclosed in this document are proprietary to Fabtex, Inc. The holder agrees to maintain it in confidence and must not replicate or reveal this information in any manner.</p></div>		<div>Date: January 19, 2024</div>



### General Installation Notes (Roller Shade):

- 1) The ML-350F Tubular Motor provides 6Nm of power in a compact, cost effective package. Drawing power from 120VAC, the 350F accommodates two different methods of control; RF wireless and dry contact. This means the ability to use wireless in-wall mounted and/or hand-held remote options but also built-in wired Dry Contact relays which allow for 3rd party integration.
- 2) The ML-350F produces less than 40bDA and powers shades on a 2" and 2.5" tubes. Designed to be used as a plug-in device for ease of installation, the plug can be omitted for hardwired installations. Each motor comes standard with 12 feet of cord and an adjustable right angle plug. The purpose is to allow installation crews to cut the cord length and attach the plug end. When direct wiring is required, a local licensed electrician will be needed to terminate the connection.
- 3) Built-in service disconnect allows for service interchangeability at the motor head. Motor length will accommodate a minimum shade width of 27 inches.



**ADA** Guestroom Window Treatments  
Residence Inn - **Installation Notes**

**Residence INN.**  
BY MARRIOTT

**PRODUCT DISCLAIMER:** Fabtex is a manufacturer of commercial products that require installation by a licensed contractor. All information shown is for schematic purposes and to aid coordination amongst trades. All wiring, connections, means and methods is to be performed by others in strict adherence with all federal, state and local building codes.

**CONFIDENTIAL:** All materials disclosed in this document are proprietary to Fabtex, Inc. The holder agrees to maintain it in confidence and must not replicate or reveal this information in any manner.



Date: January 19, 2024