

## Faux Wood Blinds

2"


Get versatile light and privacy control with our faux wood horizontal blinds. Inexpensive, long-lasting, and easy to repair, our blinds are water & mold-resistant, while keeping the beautiful aesthetic and warmth of wood. They are durable, don't warp or fade, and can work with high humidity areas like kitchens, and bath or laundry rooms.



### Available Colors




**Alabaster**




**Frosted Oak**




**Granite**



**Gray Wash**




**Honey**




**Kona**



**Pebble**



**Snow White**



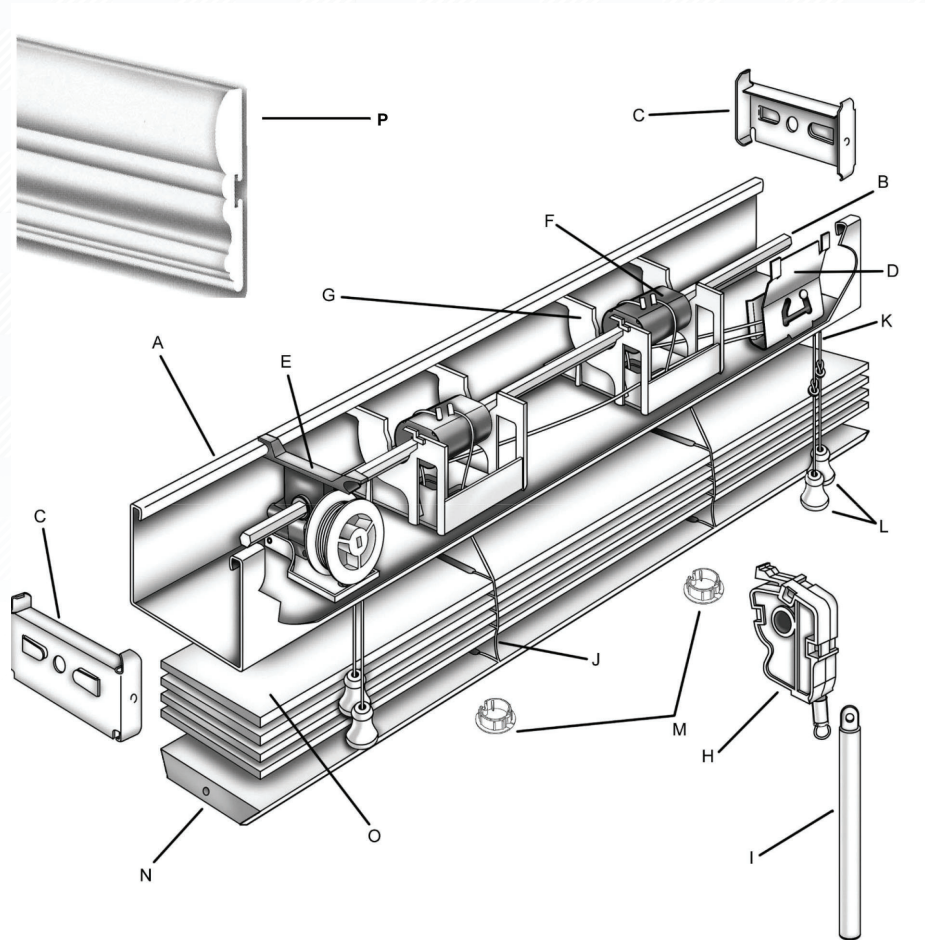
**Tobacco**

## Key Features

- Heavy duty metal and plastic components with quiet rotation
- Comes in Smooth and RealGrain colors
- No lead additives and NFPA 701 fire-rated
- Anti-static pre-coating to repel dust and fight buildup

## Technical Information

- A. Low Profile Headrail (Steel)
- B. Pinion Rod (Hex Tilt Rod)
- C. End Stiffeners
- D. Cord Lock
- E. Cord Tilter
- F. Ladder Drum
- G. Cradle
- H. Wand Tilter
- I. Wand
- J. Cord Ladder
- K. Lift Cord 1.8mm
- L. Cord Tassels
- M. Bottom rail Plugs
- N. Bottom rail – Trapezoid shown
- O. Slats
- P. Royal Valance



# Product Specifications

## Valance Options

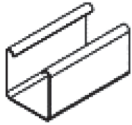
- 3.25" tall Royal Valance
- 6" tall Barrington Valance
- Single valance maximum width: 9 feet
- Flush cut ends available
- Returns
  - Inside Mount = 1.25"
  - Outside Mount = 3.5"
  - Smallest Available = 1.25"

## Size Recommendations

- Minimum Width – 9"
  - Minimum Drop – 9"
  - Maximum Width – 96"
  - Maximum Drop – 96"
- Blinds may be ordered larger if required. Optional 2 or 3 blinds on a single headrail are available as well.

## Cutout

Maximum 4.5" width



### Headrail

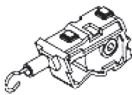
- Polyester baked enamel – color coordinated
- Phosphate treated steel – 2" wide x 1.5" tall
- Wall thickness 0.018" (before paint)

### Bottomrail Color Coordinated

- Trapezoid shade for tight slat closure

### Other Headrail Channel Hardware:

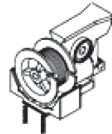
- Headrail components are made of metal and low-friction acetal thermoplastic
- Snap-in design allows for quick and easy repair if necessary



### Wand Tilt Control Option

Not available for 2.5" model

- Durable steel gear & stem mechanism
- Worm & gear entirely enclosed in acetal thermoplastic housing



### Cord Tilt Control Option

- Steel gear & housing mechanism allows acetal thermoplastic wheel to rotate smoothly with minimal noise

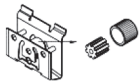
### Control Restrictions

- Under 11" wide = center tilt control with no lift mechanism
- 11" to 15" wide = split controls; standard or reverse
- Over 15" wide = same side or split controls

### Control Locations

- Standard
- Reverse
- Same Left
- Same Right

### Lift Control (Cord Lock)



- Snap-in design with stainless steel wear guard where cords pass
- "Crash Proof" safety feature that locks the blind automatically upon release of cords



### Mounting Hardware

- Universal box brackets (color coordinated)
- Center supports on blinds wider than 60"
- Extension & Hold down brackets (when requested)



### **Cord Ladder**

Color Coordinated

Polyester braided cord ladders with adequate overlap of slats in closed position for proper control

- Maximum spacing between rout holes is 11"
- Options:
  - Standard & Routless
  - Cloth Tape (Privacy Ladder)
  - Vinyl Tape (Privacy Ladder)



### **Lift Cords**

Color Coordinated

1.8mm polyester braided cords

### **Slats**

- PVC Resin (base material), Methyltin Mercaptide (stabilizer), Calcium Carbonate (filler), Titanium Dioxide (UV inhibitor), Methyl Methacrylate (lubricant), Ethylenebis (lubricant), Octabenzene (UV inhibitor).
- Lead Free
- NFPA 701

### **Specialty Options**

- Standard L/R Controls – cord tilt only
- Multi band headrails - 2-on-1 and 3-on-1 headrail blinds
  - Light gap between blinds on a single headrail is 0.125"
  - Maximum size is 144" wide and must be 3-on-1
- Slanted Top "A" Frame Blinds