

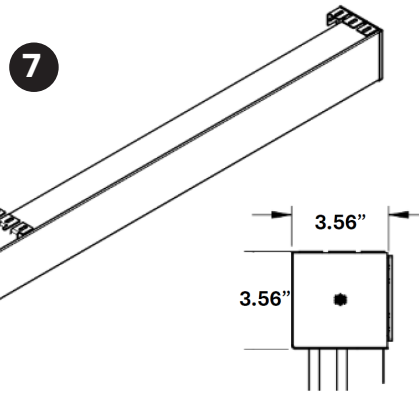
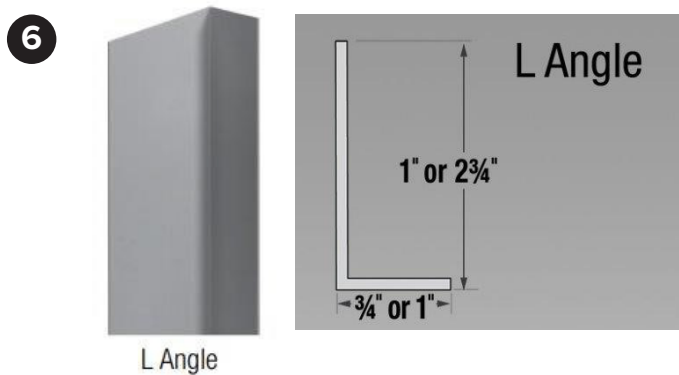
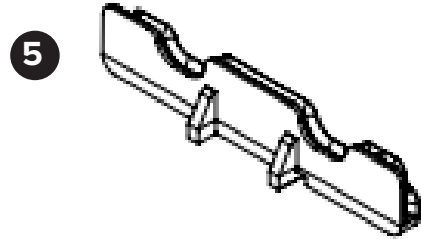
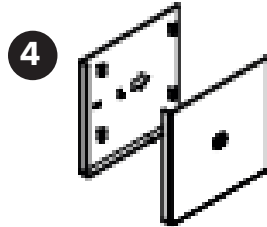
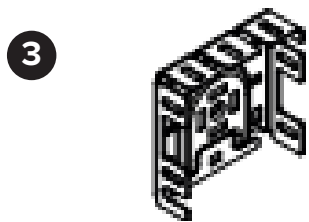

Window Treatment Elevation + Section View

Specification # GR-402 (A)

Scale: NTS



<div><div>Hilton</div><div>Roller Shade Set @ Guestroom Recharge Scheme (Newton Option)</div><div><div>tru</div><div>by Hilton</div></div></div>	<div>Fabrics to meet Class 1 ASTM E-84 and NFPA 701 standards.</div>	<div><div><div>FABTEX</div></div><div>Date: March 12, 2025</div></div>
<div><div>PRODUCT DISCLAIMER:</div><div>Fabtex is a manufacturer of commercial products that require installation by a licensed contractor. All information shown is for schematic purposes and to aid coordination amongst trades. All wiring, connections, means and methods is to be performed by others in strict adherence with all federal, state and local building codes.</div></div> <div><div>CONFIDENTIAL:</div><div>All materials disclosed in this document are proprietary to Fabtex, Inc. The holder agrees to maintain it in confidence and must not replicate or reveal this information in any manner.</div></div>		


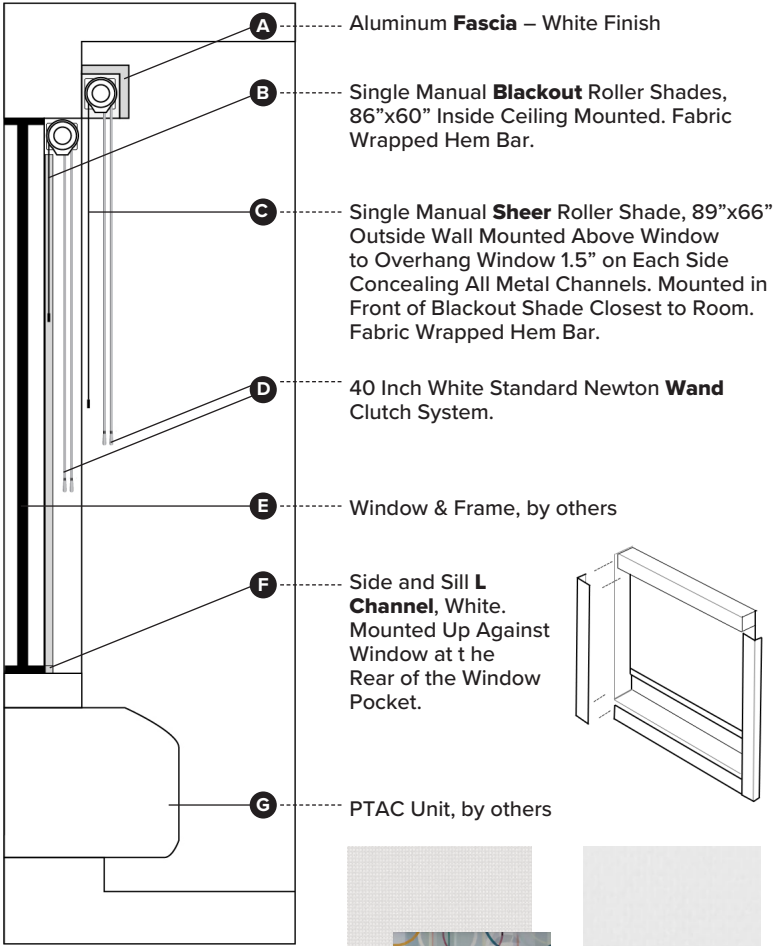
Recharge and Rejuvenate Newton Standard Baton System



- 1 Fabric Tube
- 2 Standard Newton Wand Clutch System
- 3 Bracket
- 4 End Caps
- 5 Facias Clip
- 6 Side and Sill L Channel, White. Mounted Up Against Window at the Rear of the Window Pocket
- 7 Fascia @ Sheer and Blackout Shade

Specification # GR-402 (A)




<div><div>Hilton</div><div>Roller Shade Set @ Guestroom Recharge Scheme (Newton Option)</div><div></div></div>	<div></div>	<div></div>
<div><p>PRODUCT DISCLAIMER: Fabtex is a manufacturer of commercial products that require installation by a licensed contractor. All information shown is for schematic purposes and to aid coordination amongst trades. All wiring, connections, means and methods is to be performed by others in strict adherence with all federal, state and local building codes.</p><p>CONFIDENTIAL: All materials disclosed in this document are proprietary to Fabtex, Inc. The holder agrees to maintain it in confidence and must not replicate or reveal this information in any manner.</p></div>		



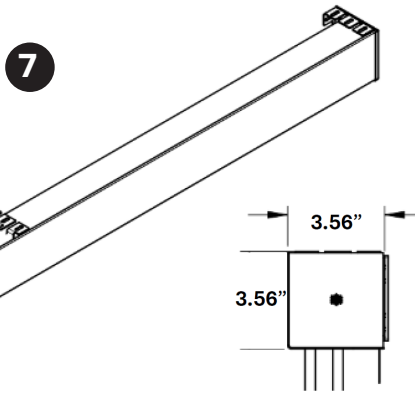
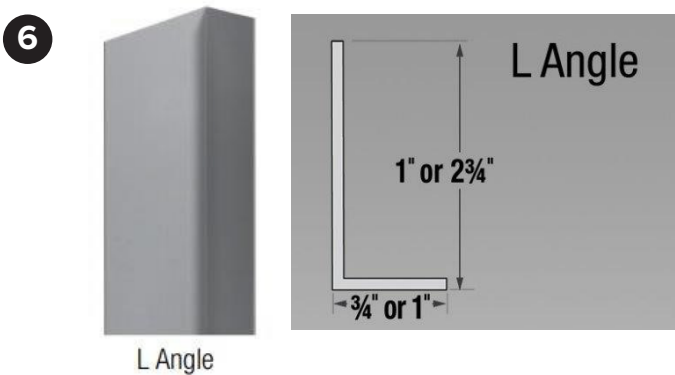
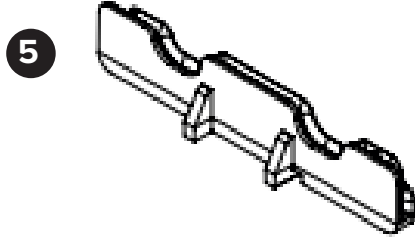
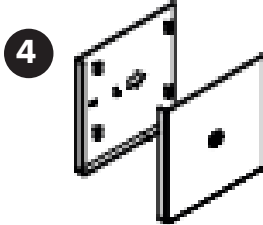
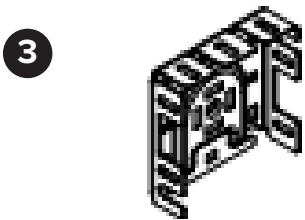

Window Treatment Elevation + Section View

Specification # GR-402 (B)

Scale: NTS





<div></div> <div><p>Roller Shade Set @ Guestroom Rejuvenate Scheme (Newton Option)</p></div> <div></div>	<div><p>Fabrics to meet Class 1 ASTM E-84 and NFPA 701 standards.</p></div>	<div></div> <div><p>Date: March 12, 2025</p></div>
<div><p>PRODUCT DISCLAIMER: Fabtex is a manufacturer of commercial products that require installation by a licensed contractor. All information shown is for schematic purposes and to aid coordination amongst trades. All wiring, connections, means and methods is to be performed by others in strict adherence with all federal, state and local building codes.</p></div> <div><p>CONFIDENTIAL: All materials disclosed in this document are proprietary to Fabtex, Inc. The holder agrees to maintain it in confidence and must not replicate or reveal this information in any manner.</p></div>		

Recharge and Rejuvenate Newton Standard Baton System

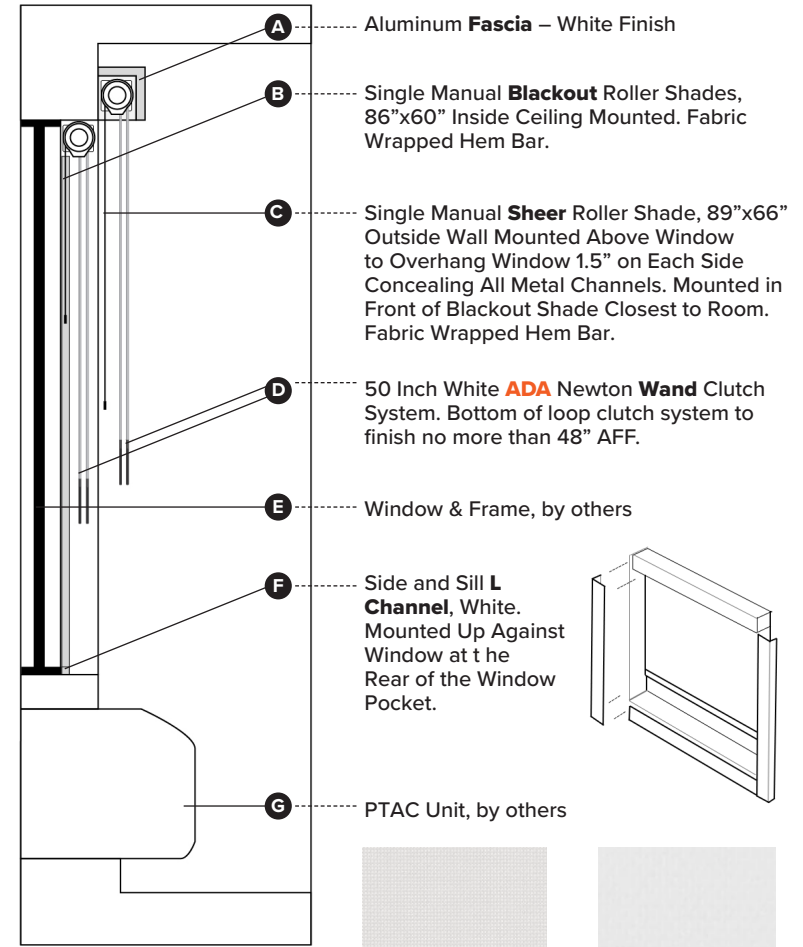


- 1 Fabric Tube
- 2 Standard Newton Wand Clutch System
- 3 Bracket
- 4 End Caps
- 5 Facias Clip
- 6 Side and Sill L Channel, White. Mounted Up Against Window at the Rear of the Window Pocket
- 7 Fascia @ Sheer and Blackout Shade


Specification # GR-402 (B)

<div></div> <div><p>Roller Shade Set @ Guestroom Rejuvenate Scheme (Newton Option)</p></div> <div></div>		<div></div>
<p>PRODUCT DISCLAIMER: Fabtex is a manufacturer of commercial products that require installation by a licensed contractor. All information shown is for schematic purposes and to aid coordination amongst trades. All wiring, connections, means and methods is to be performed by others in strict adherence with all federal, state and local building codes.</p> <p>CONFIDENTIAL: All materials disclosed in this document are proprietary to Fabtex, Inc. The holder agrees to maintain it in confidence and must not replicate or reveal this information in any manner.</p>		

Date: March 12, 2025



Printed Sheer:
SÉRIE 10 000 - 3% /
10103-01 - LIMESTONE



Black Out:
VERSA / 1461
White/White (Railroad)

Window Treatment Elevation + Section View

Specification # GR-403 (A)

Scale: NTS

Hilton

Roller Shade Set @ Accessible Guestroom
Recharge Scheme (Newton Option)



PRODUCT DISCLAIMER: Fabtex is a manufacturer of commercial products that require installation by a licensed contractor. All information shown is for schematic purposes and to aid coordination amongst trades. All wiring, connections, means and methods is to be performed by others in strict adherence with all federal, state and local building codes.

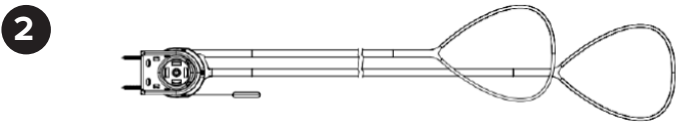

CONFIDENTIAL: All materials disclosed in this document are proprietary to Fabtex, Inc. The holder agrees to maintain it in confidence and must not replicate or reveal this information in any manner.

Fabrics to meet Class 1 ASTM
E-84 and NFPA 701 standards.

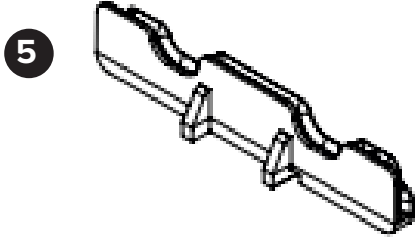
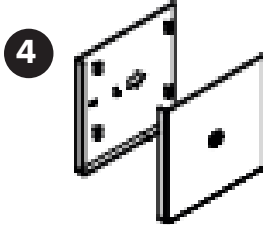
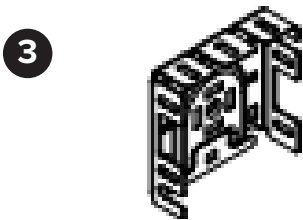


Date: March 12, 2025

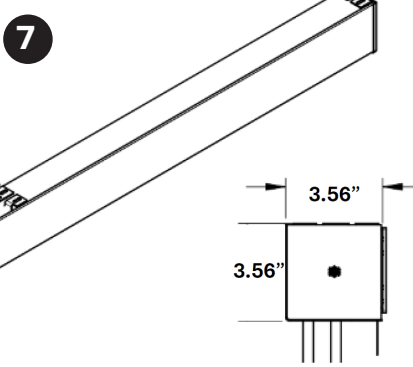
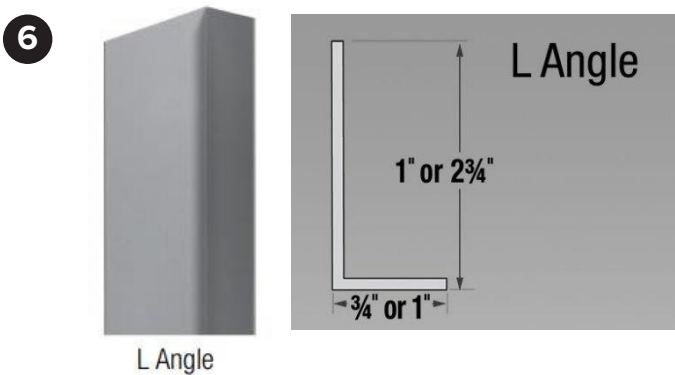
Newton ADA Loop Baton System



- 1 Fabric Tube
- 2 ADA Newton Wand Clutch System



- 3 Bracket
- 4 End Caps
- 5 Facias Clip




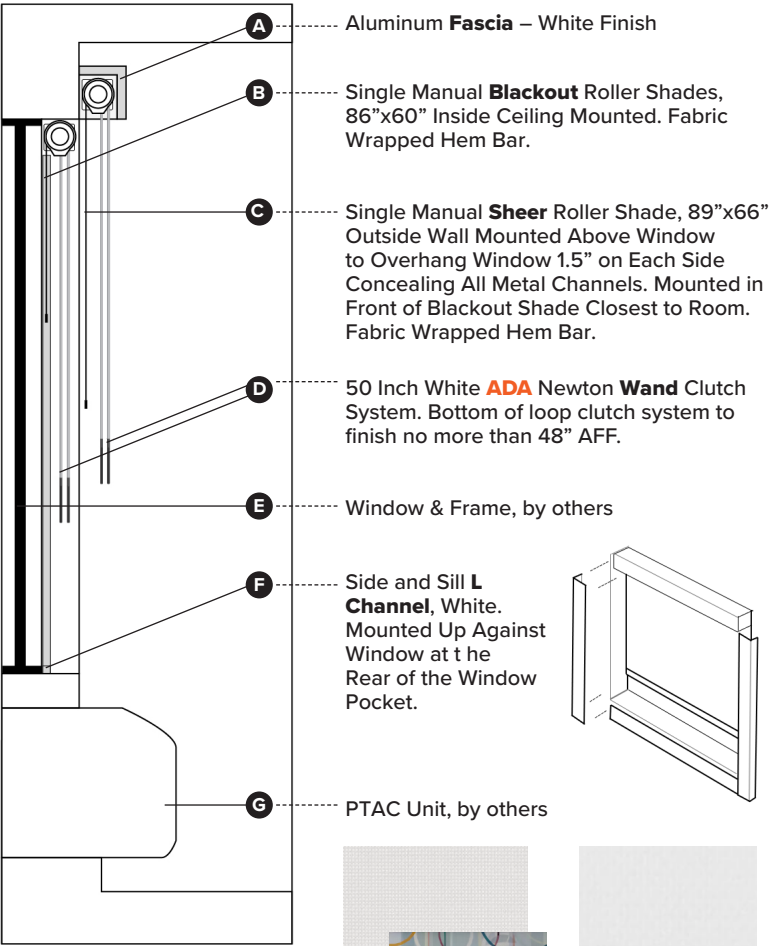
- 6 Side and Sill L Channel, White. Mounted Up Against Window at the Rear of the Window Pocket
- 7 Fascia @ Sheer and Blackout Shade

Specification # GR-403 (A)

<div><div>Hilton</div><div>Roller Shade Set @ Accessible Guestroom Recharge Scheme (Newton Option)</div><div></div></div>	<div></div>	<div></div> <div>Date: March 12, 2025</div>
---	-------------	---

PRODUCT DISCLAIMER: Fabtex is a manufacturer of commercial products that require installation by a licensed contractor. All information shown is for schematic purposes and to aid coordination amongst trades. All wiring, connections, means and methods is to be performed by others in strict adherence with all federal, state and local building codes.




CONFIDENTIAL: All materials disclosed in this document are proprietary to Fabtex, Inc. The holder agrees to maintain it in confidence and must not replicate or reveal this information in any manner.



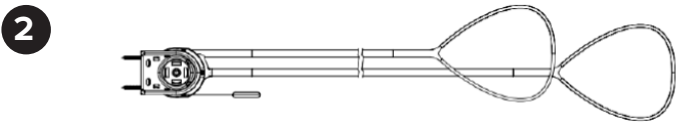

Window Treatment Elevation + Section View

Specification # GR-403 (B)

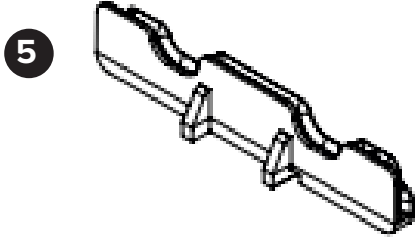
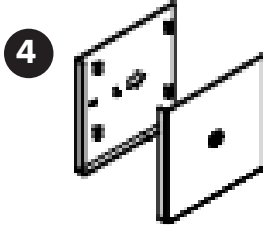
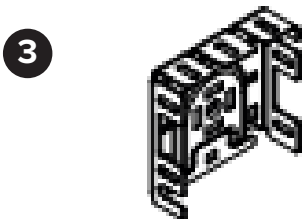
Scale: NTS

<div></div> <div>Roller Shade Set @ Accessible Guestroom Rejuvenate Scheme (Newton Option)</div> <div></div>	<div>Fabrics to meet Class 1 ASTM E-84 and NFPA 701 standards.</div>	<div></div> <div>Date: March 12, 2025</div>
<div><p>PRODUCT DISCLAIMER: Fabtex is a manufacturer of commercial products that require installation by a licensed contractor. All information shown is for schematic purposes and to aid coordination amongst trades. All wiring, connections, means and methods is to be performed by others in strict adherence with all federal, state and local building codes.</p><p>-----</p><p>CONFIDENTIAL: All materials disclosed in this document are proprietary to Fabtex, Inc. The holder agrees to maintain it in confidence and must not replicate or reveal this information in any manner.</p></div>		

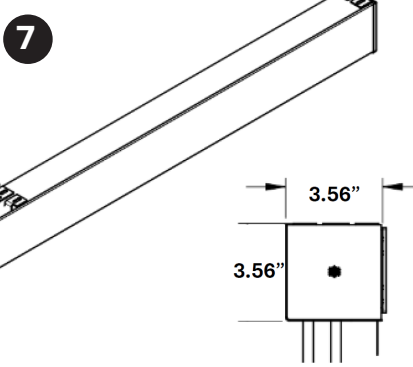
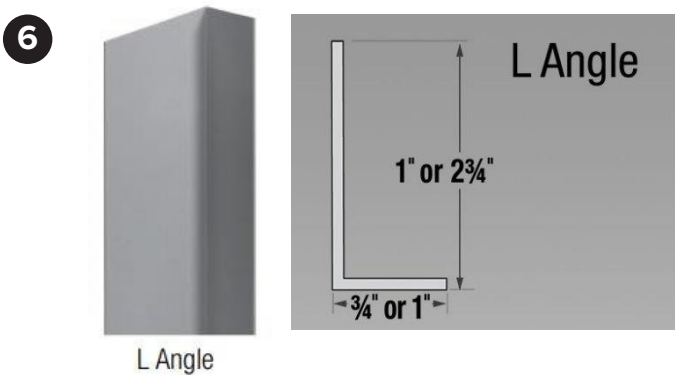
Newton ADA Loop Baton System



- 1 Fabric Tube
- 2 ADA Newton Wand Clutch System







- 3 Bracket
- 4 End Caps
- 5 Facias Clip

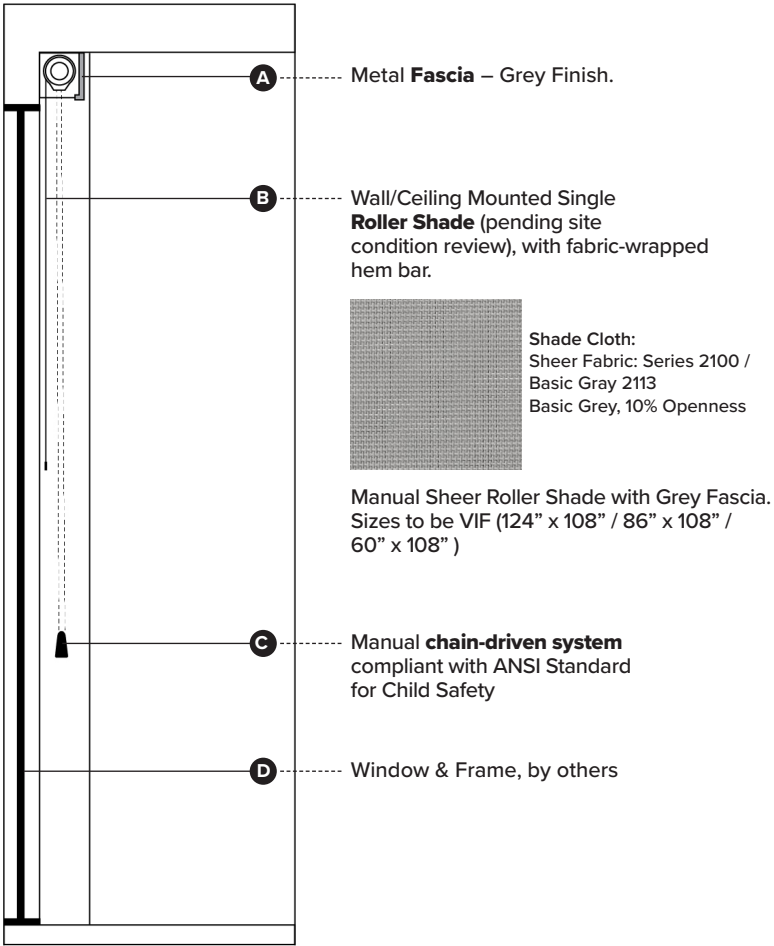


- 6 Side and Sill L Channel, White. Mounted Up Against Window at the Rear of the Window Pocket
- 7 Fascia @ Sheer and Blackout Shade

Specification # GR-403 (B)

<div></div> <div><p>Roller Shade Set @ Accessible Guestroom Rejuvenate Scheme (Newton Option)</p></div> <div></div>		<div></div>
<p>PRODUCT DISCLAIMER: Fabtex is a manufacturer of commercial products that require installation by a licensed contractor. All information shown is for schematic purposes and to aid coordination amongst trades. All wiring, connections, means and methods is to be performed by others in strict adherence with all federal, state and local building codes.</p> <p>CONFIDENTIAL: All materials disclosed in this document are proprietary to Fabtex, Inc. The holder agrees to maintain it in confidence and must not replicate or reveal this information in any manner.</p>		

Date: March 12, 2025



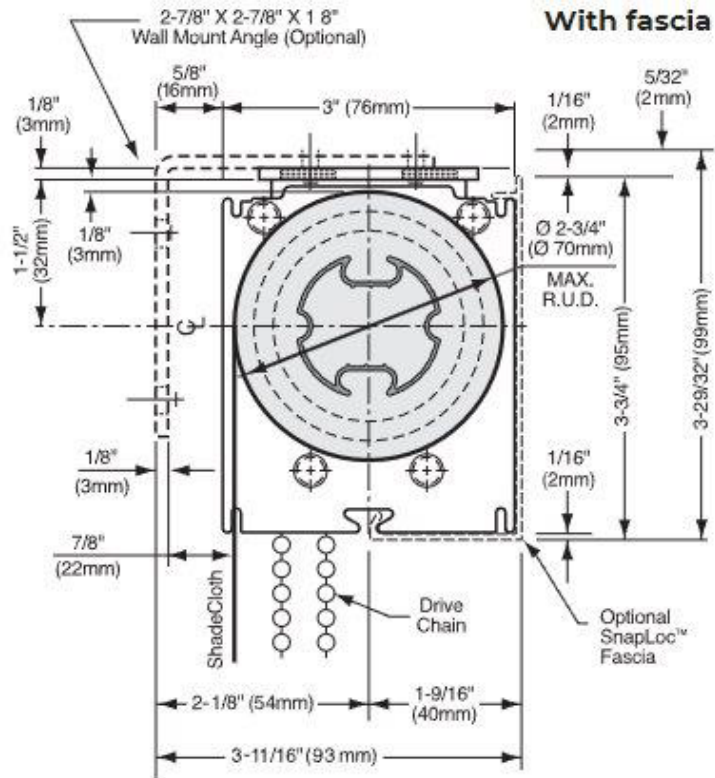
Window Treatment Elevation + Section View

Specification # PA-400 Sheer Roller Shade @ Lobby

Scale: NTS


<div><div>Hilton</div><div>Public Area - Lobby</div><div><div>tru</div><div>by Hilton</div></div></div>	<div>Chain & tension device to comply with ANSI Standard for Child Safety, ANSI WCMA A100.0 Section 6.5.</div> <div>Fabrics to meet Class 1 ASTM E-84 and NFPA 701 standards.</div>	<div><div>FABTEX</div><div>Date: March 12, 2025</div></div>
<div><div>PRODUCT DISCLAIMER:</div><div>Fabtex is a manufacturer of commercial products that require installation by a licensed contractor. All information shown is for schematic purposes and to aid coordination amongst trades. All wiring, connections, means and methods is to be performed by others in strict adherence with all federal, state and local building codes.</div><div>CONFIDENTIAL:</div><div>All materials disclosed in this document are proprietary to Fabtex, Inc. The holder agrees to maintain it in confidence and must not replicate or reveal this information in any manner.</div></div>		

Maximum roll up diameter:
2-3/4" (70mm) with or without optional fascia.

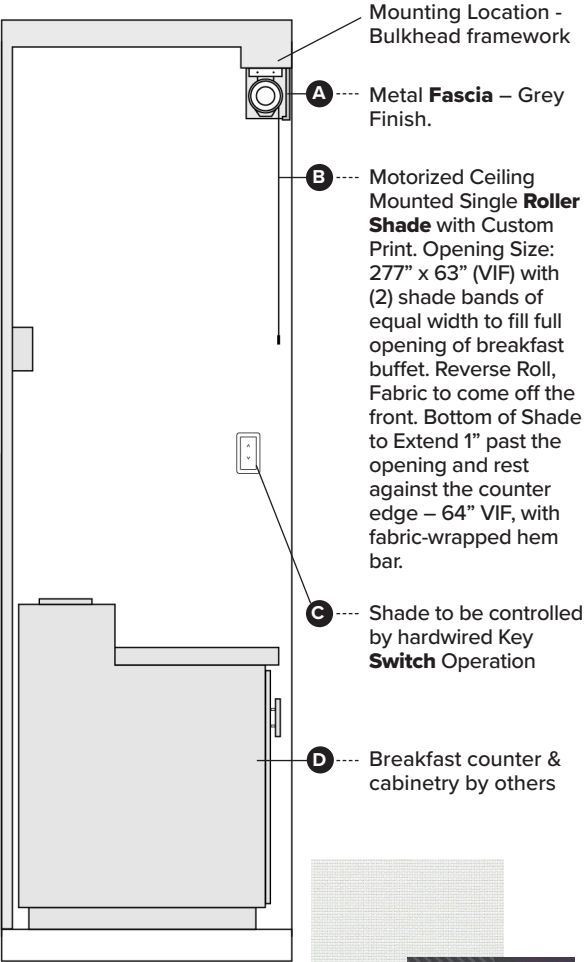


- 1 Standard Single Roller Shade With Fascia
- 2 Mecho5 Standard Bracket System, Roller, Idle end Plug, and Snaploc Spline and Chain Tensioner
- 3 Translucent Chain Tension Hold Down for Manual chain-driven system compliant with ANSI Standard for Child Safety

<div data-bbox="60 1187 241 1219"></div> <div data-bbox="241 1187 1106 1219"><p>Public Area - Lobby</p><div data-bbox="905 1187 987 1219"></div></div>	<div data-bbox="1106 1187 1509 1219"><p>Chain & tension device to comply with ANSI Standard for Child Safety, ANSI WCMA A100.0 Section 6.5.</p></div> <div data-bbox="1106 1219 1509 1274"><p>Fabrics to meet Class 1 ASTM E-84 and NFPA 701 standards.</p></div>	<div data-bbox="1509 1187 2032 1219"></div> <div data-bbox="1509 1219 2032 1274"><p>Date: March 12, 2025</p></div>
<p>PRODUCT DISCLAIMER: Fabtex is a manufacturer of commercial products that require installation by a licensed contractor. All information shown is for schematic purposes and to aid coordination amongst trades. All wiring, connections, means and methods is to be performed by others in strict adherence with all federal, state and local building codes.</p> <hr/> <p>CONFIDENTIAL: All materials disclosed in this document are proprietary to Fabtex, Inc. The holder agrees to maintain it in confidence and must not replicate or reveal this information in any manner.</p>		



Shown above: Left shade pulled down. Right shade retracted.



Shade Cloth:
SERIES 0800 / 0801 WHITE - 0%
Openness with Custom Print


Window Treatment Elevation + Section View

Specification # PA-401

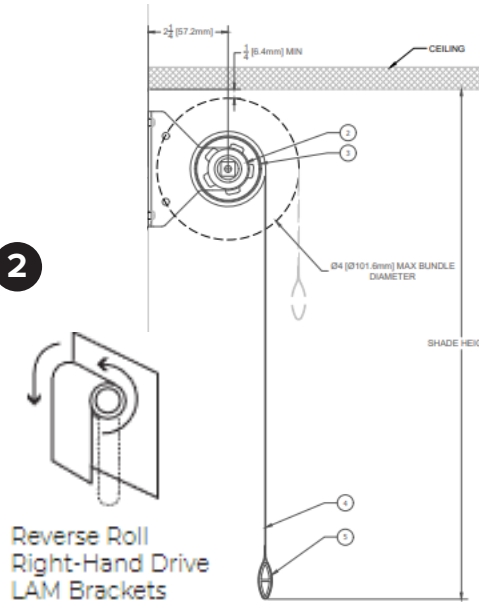
Scale: NTS

<div data-bbox="46 1192 237 1284"></div> <div data-bbox="270 1216 921 1248"><p>Public Area - Roller Shade @ Breakfast Buffet</p></div> <div data-bbox="968 1211 1043 1300"></div> <div data-bbox="67 1330 1092 1438"><p>PRODUCT DISCLAIMER: Fabtex is a manufacturer of commercial products that require installation by a licensed contractor. All information shown is for schematic purposes and to aid coordination amongst trades. All wiring, connections, means and methods is to be performed by others in strict adherence with all federal, state and local building codes.</p></div> <div data-bbox="67 1468 1092 1523"><p>CONFIDENTIAL: All materials disclosed in this document are proprietary to Fabtex, Inc. The holder agrees to maintain it in confidence and must not replicate or reveal this information in any manner.</p></div>	<div data-bbox="1136 1216 1497 1523"><p>Fabrics to meet Class 1 ASTM E-84 and NFPA 701 standards.</p></div>	<div data-bbox="1520 1192 2053 1456"></div> <div data-bbox="1520 1456 2053 1552"><p>Date: March 12, 2025</p></div>
---	---	--

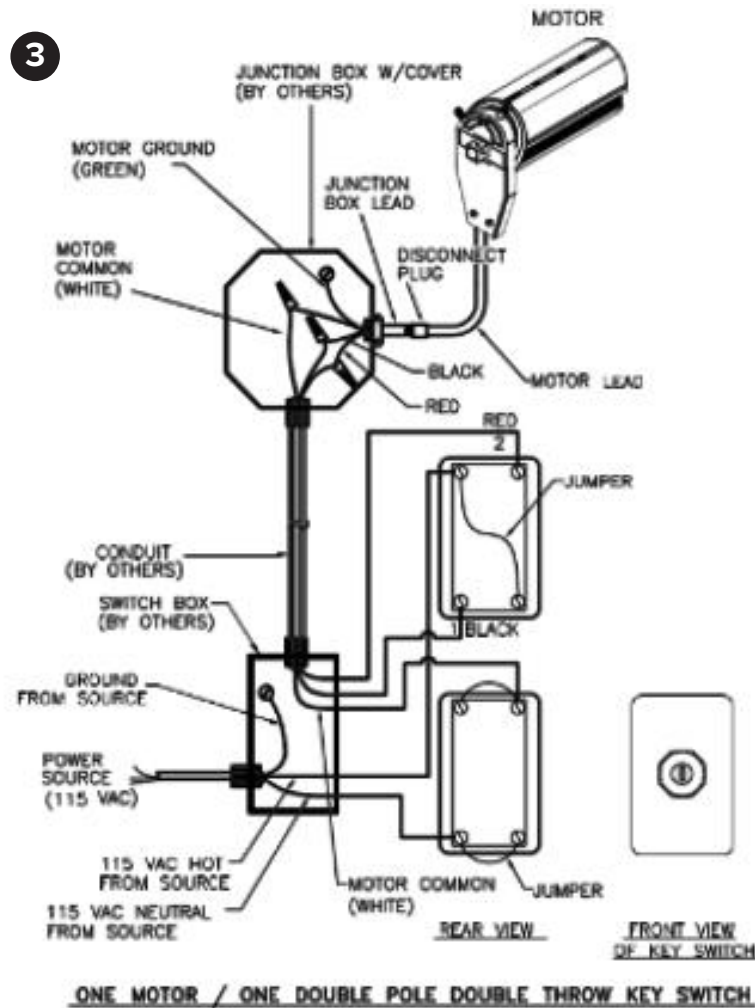
1



2



3



1

Electro2 Bracket with 5" Fascia

2

Reverse Roll Detail

3

Wiring Details for hardwired Motor
with Key Switch Operation

Note: Shade to be
controlled by hardwired
Key Switch Operation

Specification # PA-401

Hilton

Public Area - Roller Shade @ **Breakfast Buffet**

PRODUCT DISCLAIMER: Fabtex is a manufacturer of commercial products that require installation by a licensed contractor. All information shown is for schematic purposes and to aid coordination amongst trades. All wiring, connections, means and methods is to be performed by others in strict adherence with all federal, state and local building codes.

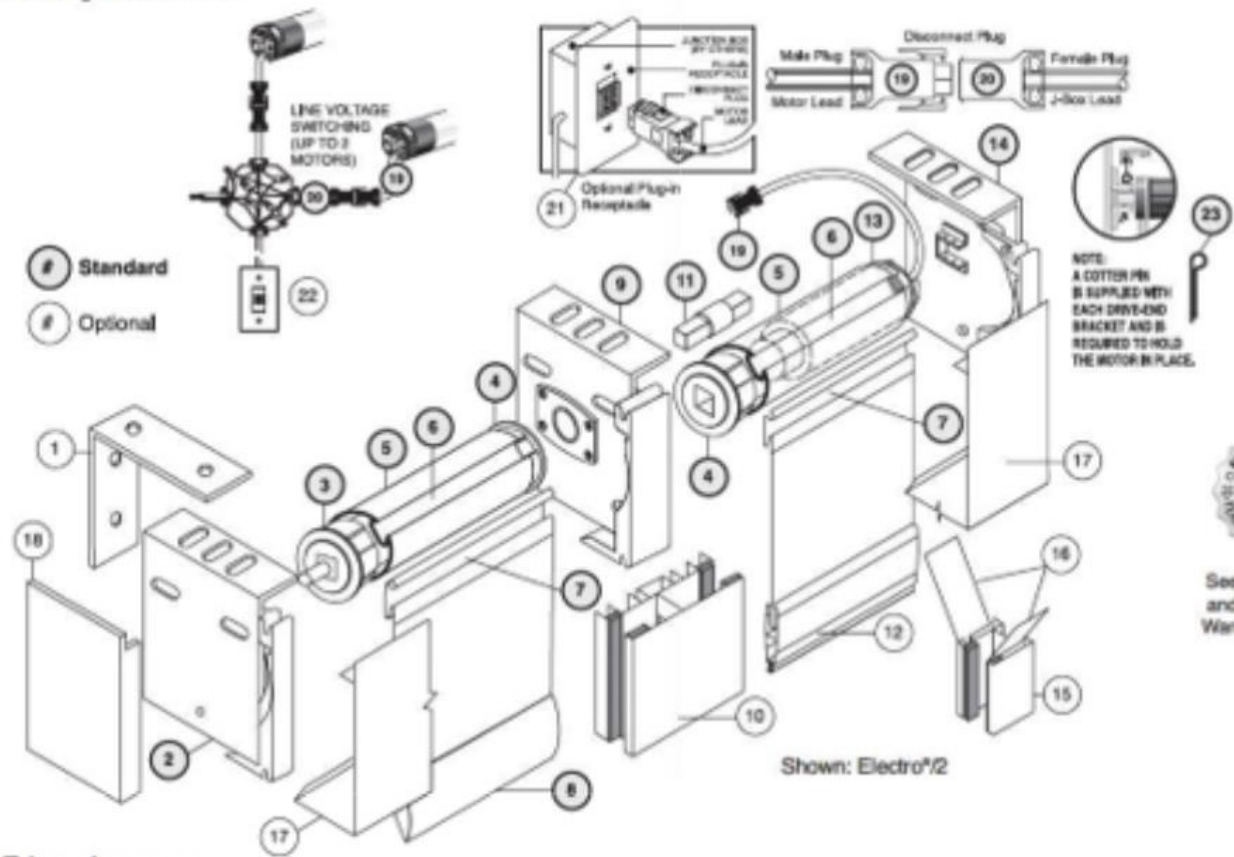
CONFIDENTIAL: All materials disclosed in this document are proprietary to Fabtex, Inc. The holder agrees to maintain it in confidence and must not replicate or reveal this information in any manner.

Fabrics to meet Class 1 ASTM
E-84 and NFPA 701 standards.



Date: March 12, 2025

Multiband ElectroShades® exploded view and edge clearances

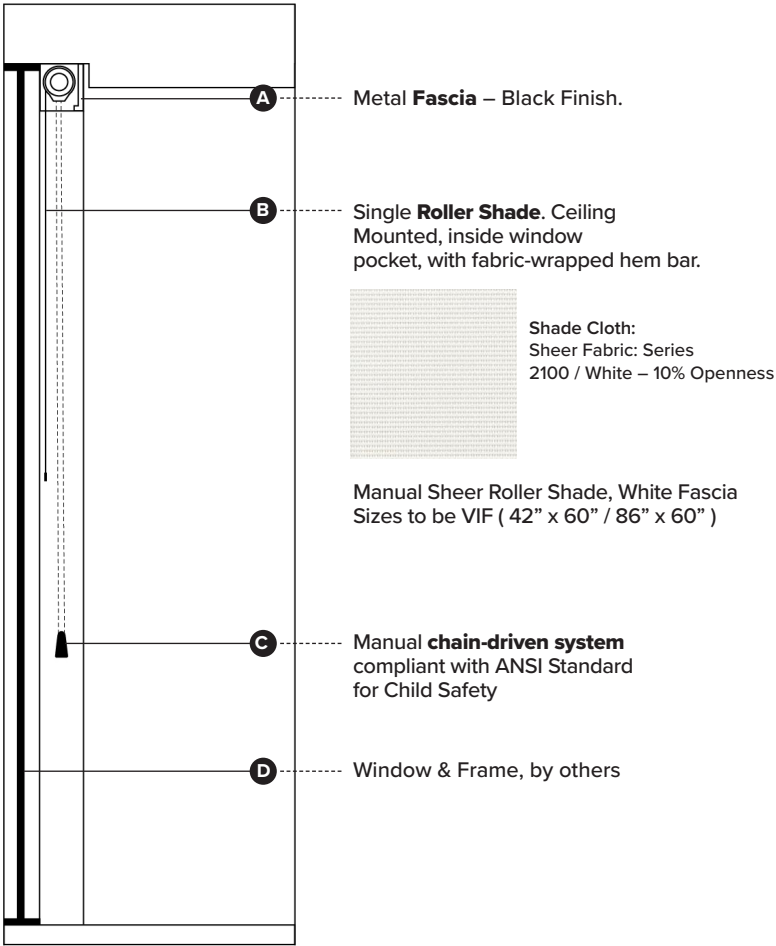


- 1. Wall-Mount Angle
- 2. Idle-End Bracket
- 3. Idle-End Tube Plug
- 4. Tube Plug
- 5. Snaploc Tube
- 6. Snaploc Spline Mounting Channel
- 7. Snaploc Spline
- 8. Hembar (standard cloth covered)
- 9. Center Support Bracket (single with Polybond Light Seal)
- 11. Tube Connector (“dog bone”)
- 12. Exposed Bottom Tube with Light Seal
- 13. Tubular Motor (A/C)
- 14. Drive-End Bracket
- 17. Snaploc Regular Roll Fascia
- 18. Fascia End Caps (Electro2, Electro3 & Extended only)
- 19. Motor Lead with Disconnect Plug (power plug)
- 20. J-Box Lead with Disconnect Plug
- 21. Optional Plug-in Receptacle
- 22. Low Voltage Control Systems
- 23. Cotter Pin to hold motor in place

Note: Shade to be controlled by hardwired Key Switch Operation

Specification # PA-401

<div><div>Hilton</div><div>Public Area - Roller Shade @ Breakfast Buffet</div><div><div>tru</div><div>by Hilton</div></div></div>	<div>Fabrics to meet Class 1 ASTM E-84 and NFPA 701 standards.</div>	<div><div><div>FABTEX</div></div><div>Date: March 12, 2025</div></div>
<div><div>PRODUCT DISCLAIMER:</div><div>Fabtex is a manufacturer of commercial products that require installation by a licensed contractor. All information shown is for schematic purposes and to aid coordination amongst trades. All wiring, connections, means and methods is to be performed by others in strict adherence with all federal, state and local building codes.</div><div>CONFIDENTIAL:</div><div>All materials disclosed in this document are proprietary to Fabtex, Inc. The holder agrees to maintain it in confidence and must not replicate or reveal this information in any manner.</div></div>		



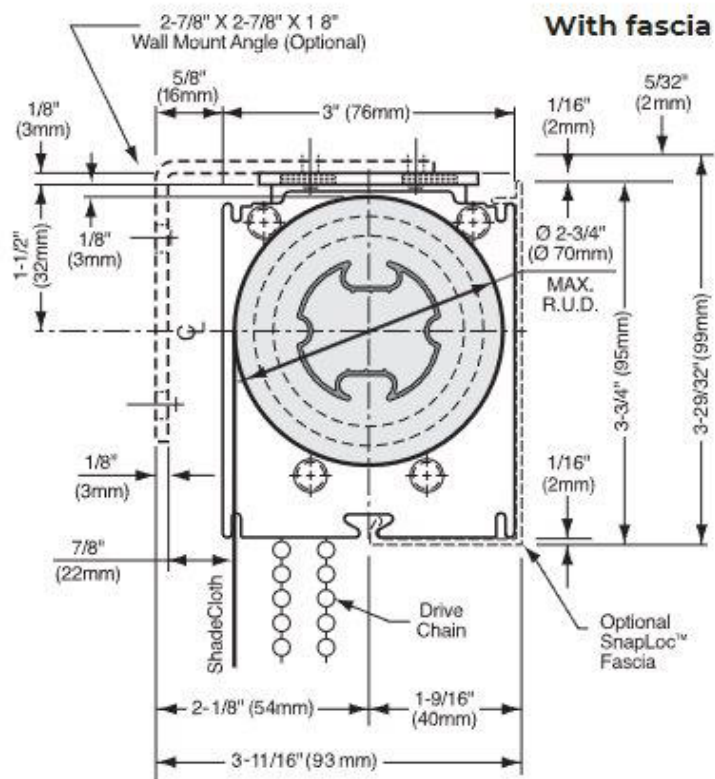
Window Treatment Elevation + Section View

Specification # PA-402



Scale: NTS

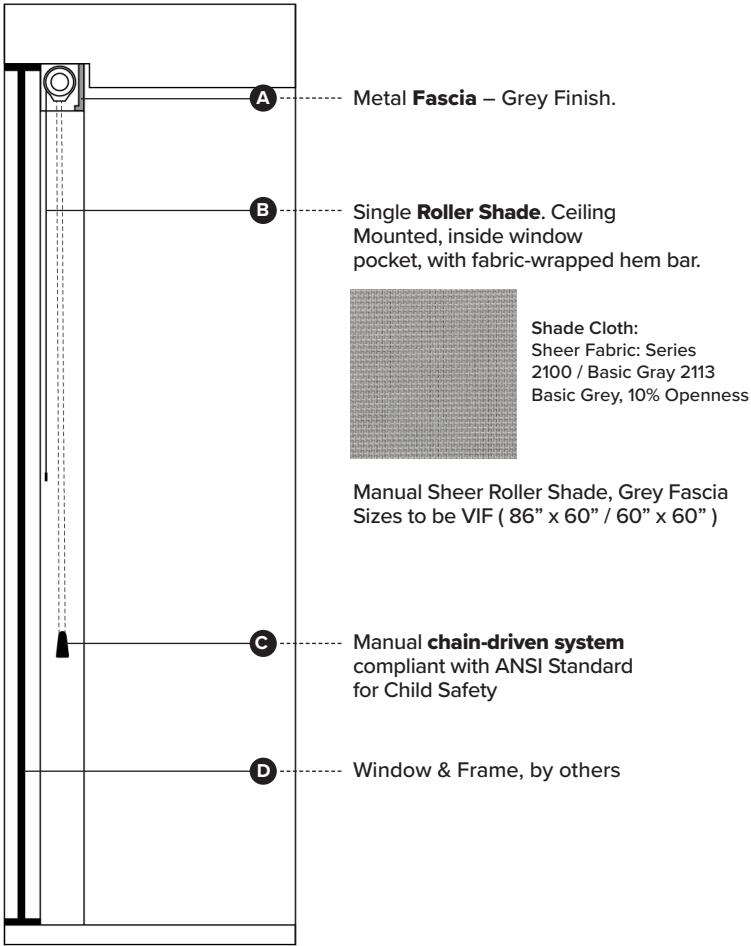
<div><div>Hilton</div><div>Public Area Sheer Roller Shade @ Guest Corridor & Elevator Lobbies</div><div><div>tru</div><div>by Hilton</div></div></div>	<div>Chain & tension device to comply with ANSI Standard for Child Safety, ANSI WCMA A100.0 Section 6.5.</div> <div>Fabrics to meet Class 1 ASTM E-84 and NFPA 701 standards.</div>	<div><div>F A B T E X</div><div>Date: March 17, 2025</div></div>
<div><div>PRODUCT DISCLAIMER:</div><div>Fabtex is a manufacturer of commercial products that require installation by a licensed contractor. All information shown is for schematic purposes and to aid coordination amongst trades. All wiring, connections, means and methods is to be performed by others in strict adherence with all federal, state and local building codes.</div><div>CONFIDENTIAL:</div><div>All materials disclosed in this document are proprietary to Fabtex, Inc. The holder agrees to maintain it in confidence and must not replicate or reveal this information in any manner.</div></div>		

Maximum roll up diameter:
2-3/4" (70mm) with or without optional fascia.



- 1 Standard Single Roller Shade With Fascia
- 2 Mecho5 Standard Bracket System, Roller, Idle End Plug, and Chain Tensioner
- 3 Translucent Chain Tension Hold Down for Manual chain-driven system compliant with ANSI Standard for Child Safety

<div data-bbox="60 1187 241 1219">  </div> <div data-bbox="241 1187 1108 1274"> <p>Public Area</p> <p>Sheer Roller Shade @ Guest Corridor & Elevator Lobbies</p> <div data-bbox="999 1187 1108 1219">  </div> </div>	<div data-bbox="1138 1187 1497 1274"> <p>Chain & tension device to comply with ANSI Standard for Child Safety, ANSI WCMA A100.0 Section 6.5.</p> <p>Fabrics to meet Class 1 ASTM E-84 and NFPA 701 standards.</p> </div>	<div data-bbox="1638 1187 1936 1239">  </div>
<p>PRODUCT DISCLAIMER: Fabtex is a manufacturer of commercial products that require installation by a licensed contractor. All information shown is for schematic purposes and to aid coordination amongst trades. All wiring, connections, means and methods is to be performed by others in strict adherence with all federal, state and local building codes.</p> <hr/> <p>CONFIDENTIAL: All materials disclosed in this document are proprietary to Fabtex, Inc. The holder agrees to maintain it in confidence and must not replicate or reveal this information in any manner.</p>		<p>Date: March 17, 2025</p>



Window Treatment Elevation + Section View

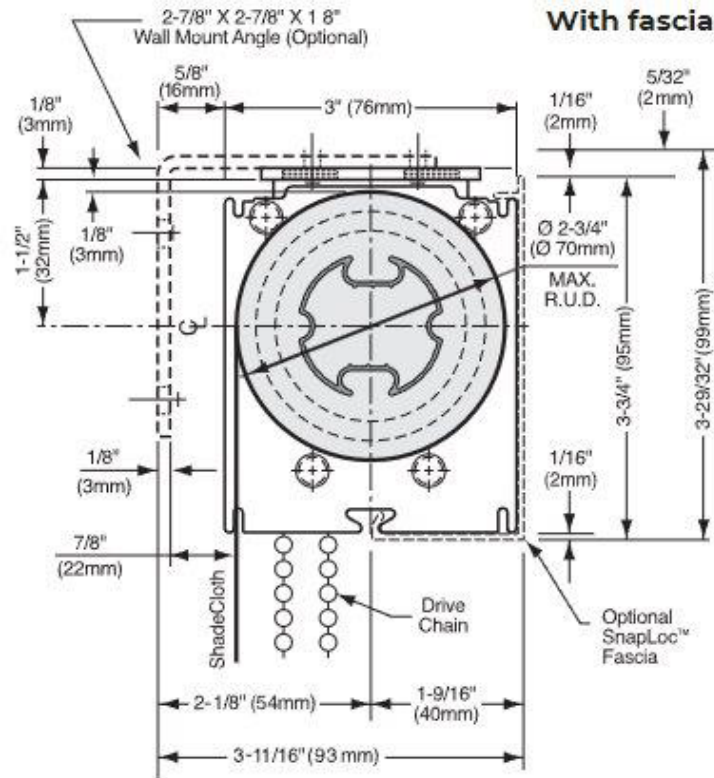
Specification # PA-403

Scale: NTS

<div><div>Hilton</div><div>Public Area Sheer Roller Shade @ Fitness & BOH Areas</div><div></div></div>	<div>Chain & tension device to comply with ANSI Standard for Child Safety, ANSI WCMA A100.0 Section 6.5.</div> <div>Fabrics to meet Class 1 ASTM E-84 and NFPA 701 standards.</div>	<div></div> <div>Date: March 12, 2025</div>
<div><p>PRODUCT DISCLAIMER: Fabtex is a manufacturer of commercial products that require installation by a licensed contractor. All information shown is for schematic purposes and to aid coordination amongst trades. All wiring, connections, means and methods is to be performed by others in strict adherence with all federal, state and local building codes.</p><p>CONFIDENTIAL: All materials disclosed in this document are proprietary to Fabtex, Inc. The holder agrees to maintain it in confidence and must not replicate or reveal this information in any manner.</p></div>		

1 Mecho®/5 Standard Bracket

Maximum roll up diameter:
2-3/4" (70mm) with or without optional fascia.



2



1

Standard Single Roller
Shade With Fascia

2

Mecho5 Standard Bracket
System, Roller, Idle End Plug,
and Chain Tensioner

3

Translucent Chain Tension
Hold Down for Manual chain-
driven system compliant with
ANSI Standard for Child
Safety

3



Specification # PA-403

Hilton

Public Area
Sheer Roller Shade @ Fitness & BOH Areas



PRODUCT DISCLAIMER: Fabtex is a manufacturer of commercial products that require installation by a licensed contractor. All information shown is for schematic purposes and to aid coordination amongst trades. All wiring, connections, means and methods is to be performed by others in strict adherence with all federal, state and local building codes.


CONFIDENTIAL: All materials disclosed in this document are proprietary to Fabtex, Inc. The holder agrees to maintain it in confidence and must not replicate or reveal this information in any manner.

Chain & tension device to
comply with ANSI Standard
for Child Safety, ANSI WCMA
A100.0 Section 6.5.

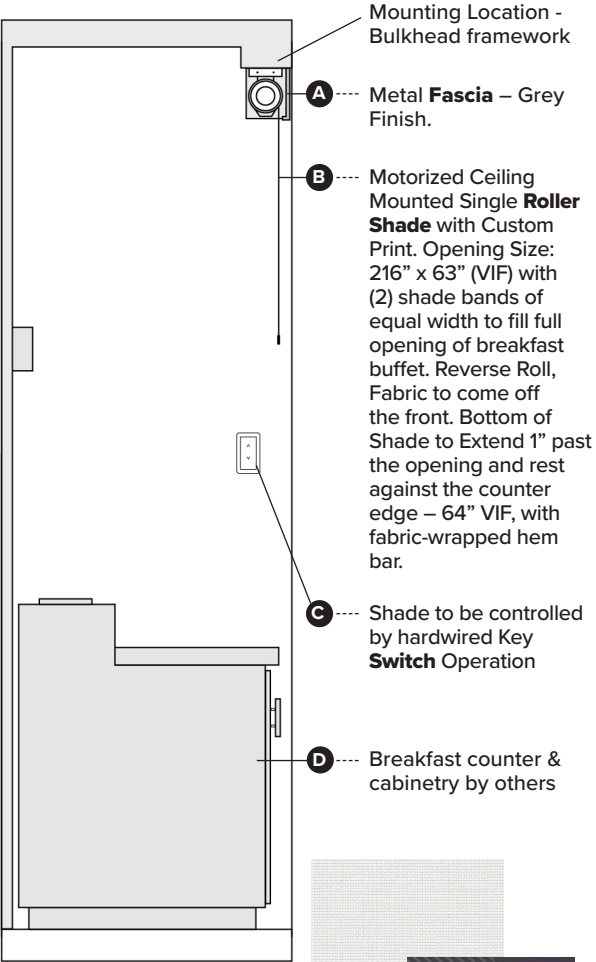
Fabrics to meet Class 1 ASTM
E-84 and NFPA 701 standards.



Date: March 12, 2025



Shown above: Left shade pulled down. Right shade retracted.




Shade Cloth:
SERIES 0800 / 0801 WHITE - 0%
Openness with Custom Print

Window Treatment Elevation + Section View

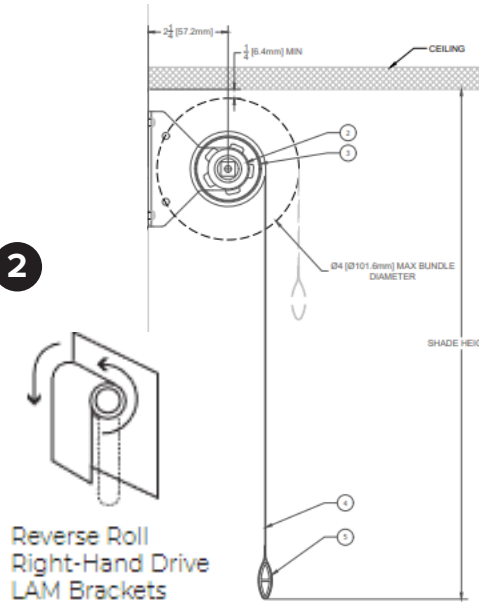
Specification # PA-404 End Load Roller Shade Scale: NTS

<div><div>Hilton</div><div>Public Area - Breakfast Buffet</div><div></div></div>	<div>Fabrics to meet Class 1 ASTM E-84 and NFPA 701 standards.</div>	<div></div> <div>Date: March 12, 2025</div>
<div><p>PRODUCT DISCLAIMER: Fabtex is a manufacturer of commercial products that require installation by a licensed contractor. All information shown is for schematic purposes and to aid coordination amongst trades. All wiring, connections, means and methods is to be performed by others in strict adherence with all federal, state and local building codes.</p><p>CONFIDENTIAL: All materials disclosed in this document are proprietary to Fabtex, Inc. The holder agrees to maintain it in confidence and must not replicate or reveal this information in any manner.</p></div>		

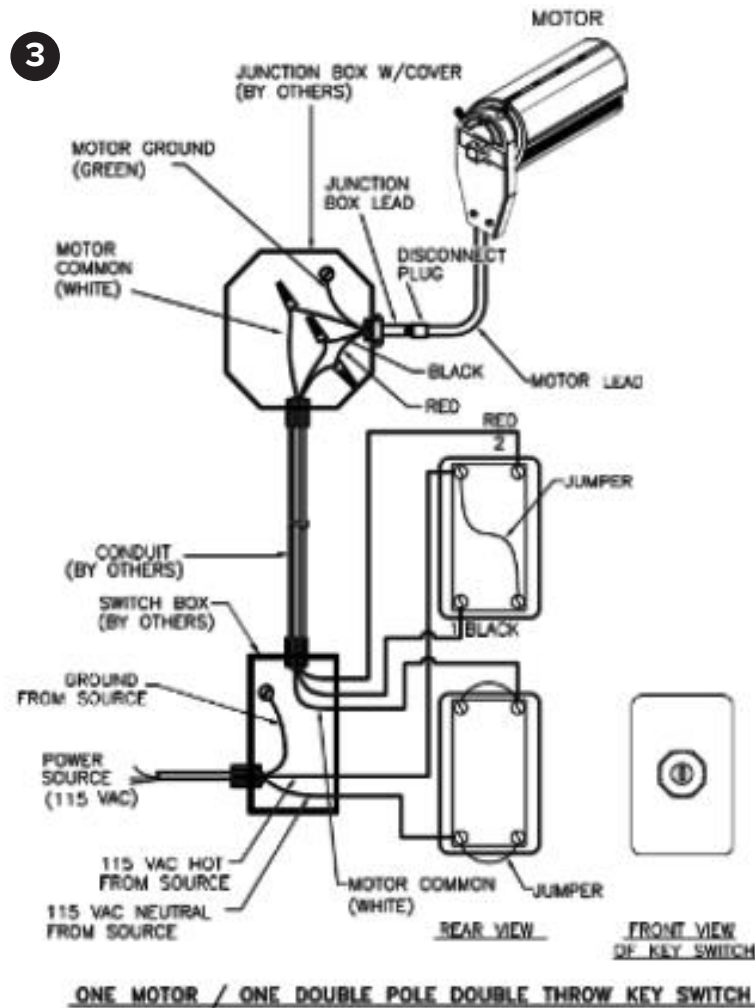
1



2



3



1

Electro2 Bracket with 5" Fascia

2

Reverse Roll Detail

3

Wiring Details for hardwired Motor with Key Switch Operation

Note: Shade to be controlled by hardwired Key Switch Operation

Specification # PA-404 End Load Roller Shade

Hilton

Public Area - **Breakfast Buffet**



PRODUCT DISCLAIMER: Fabtex is a manufacturer of commercial products that require installation by a licensed contractor. All information shown is for schematic purposes and to aid coordination amongst trades. All wiring, connections, means and methods is to be performed by others in strict adherence with all federal, state and local building codes.

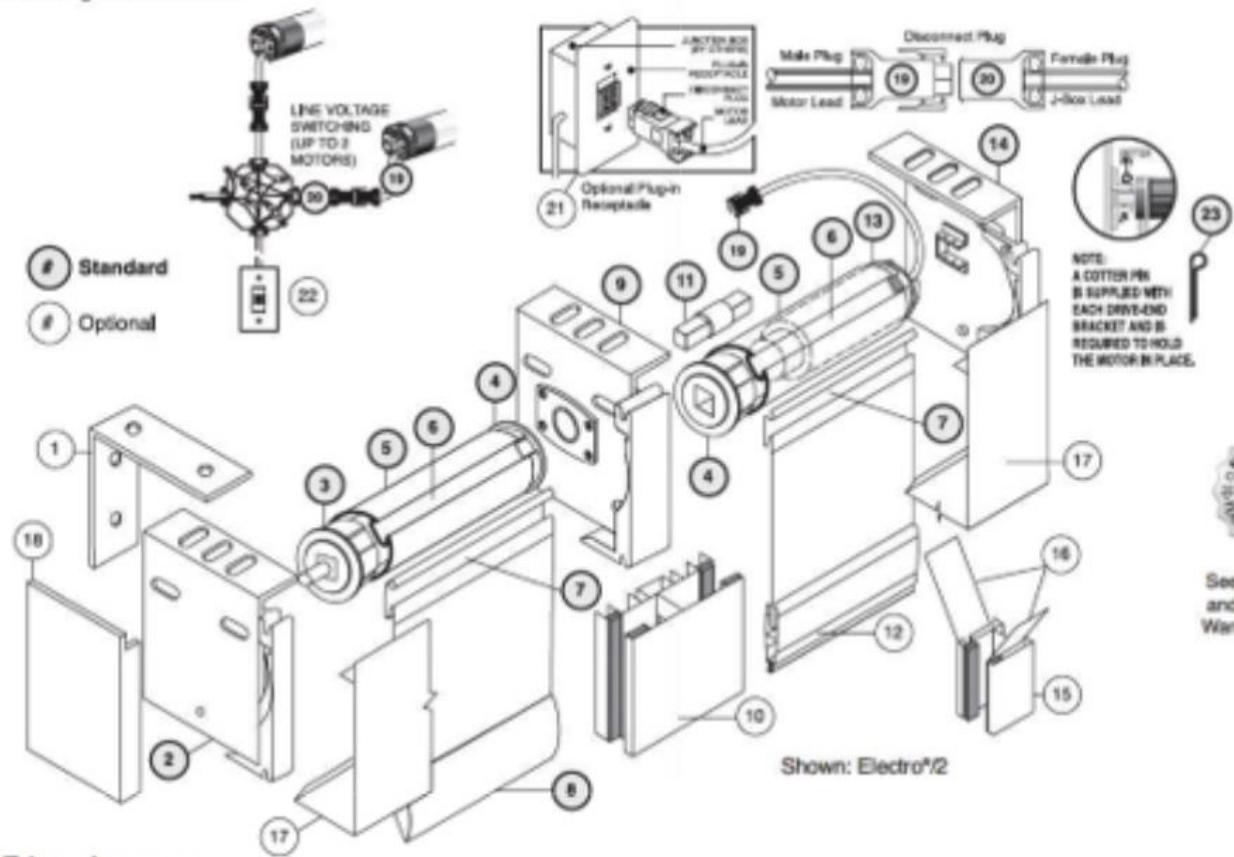
CONFIDENTIAL: All materials disclosed in this document are proprietary to Fabtex, Inc. The holder agrees to maintain it in confidence and must not replicate or reveal this information in any manner.

Fabrics to meet Class 1 ASTM E-84 and NFPA 701 standards.



Date: March 12, 2025

Multiband ElectroShades® exploded view and edge clearances

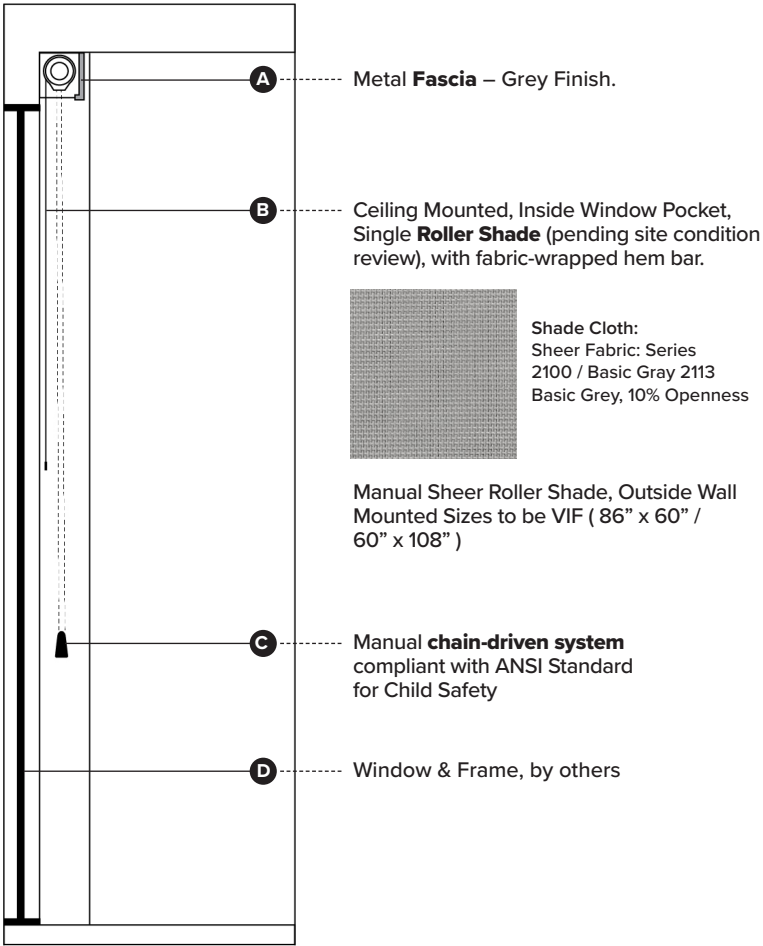


- 1. Wall-Mount Angle
- 2. Idle-End Bracket
- 3. Idle-End Tube Plug
- 4. Tube Plug
- 5. Snaploc Tube
- 6. Snaploc Spline Mounting Channel
- 7. Snaploc Spline
- 8. Hembar (standard cloth covered)
- 9. Center Support Bracket (single with Polybond Light Seal)
- 11. Tube Connector (“dog bone”)
- 12. Exposed Bottom Tube with Light Seal
- 13. Tubular Motor (A/C)
- 14. Drive-End Bracket
- 17. Snaploc Regular Roll Fascia
- 18. Fascia End Caps (Electro2, Electro3 & Extended only)
- 19. Motor Lead with Disconnect Plug (power plug)
- 20. J-Box Lead with Disconnect Plug
- 21. Optional Plug-in Receptacle
- 22. Low Voltage Control Systems
- 23. Cotter Pin to hold motor in place

Note: Shade to be controlled by hardwired Key Switch Operation

Specification # PA-404 End Load Roller Shade



<div><div>Hilton</div><div>Public Area - Breakfast Buffet</div><div><div><div>tru</div><div>by Hilton</div></div></div></div>	<div>Fabrics to meet Class 1 ASTM E-84 and NFPA 701 standards.</div>	<div><div><div>FABTEX</div></div><div>Date: March 12, 2025</div></div>
<div><div><div>PRODUCT DISCLAIMER:</div><div>Fabtex is a manufacturer of commercial products that require installation by a licensed contractor. All information shown is for schematic purposes and to aid coordination amongst trades. All wiring, connections, means and methods is to be performed by others in strict adherence with all federal, state and local building codes.</div></div><div><div>CONFIDENTIAL:</div><div>All materials disclosed in this document are proprietary to Fabtex, Inc. The holder agrees to maintain it in confidence and must not replicate or reveal this information in any manner.</div></div></div>		



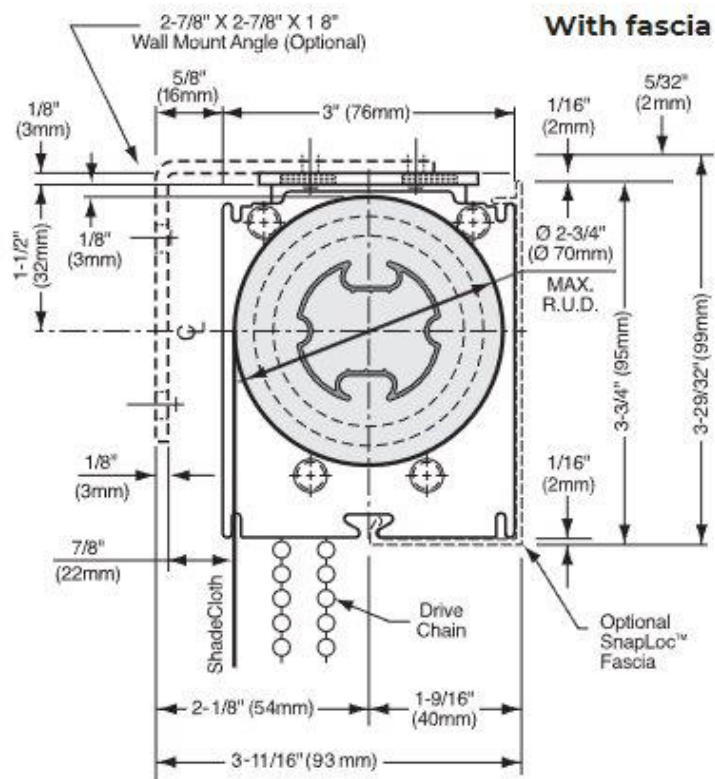
Window Treatment Elevation + Section View

Specification # PA-405

Scale: NTS

<div><div>Hilton</div><div>Public Area Exterior Sheer Roller Shade @ Optional Pool</div><div></div></div>	<div>Chain & tension device to comply with ANSI Standard for Child Safety, ANSI WCMA A100.0 Section 6.5. ALL COMPONENTS MUST BE SUITABLE FOR USE IN A HIGH HUMIDITY ENVIRONMENT.</div> <div>Fabrics to meet Class 1 ASTM E-84 and NFPA 701 standards.</div>	<div></div> <div>Date: March 12, 2025</div>
<div><div>PRODUCT DISCLAIMER: Fabtex is a manufacturer of commercial products that require installation by a licensed contractor. All information shown is for schematic purposes and to aid coordination amongst trades. All wiring, connections, means and methods is to be performed by others in strict adherence with all federal, state and local building codes.</div><div>CONFIDENTIAL: All materials disclosed in this document are proprietary to Fabtex, Inc. The holder agrees to maintain it in confidence and must not replicate or reveal this information in any manner.</div></div>		

Maximum roll up diameter:
2-3/4" (70mm) with or without optional fascia.



- 1 Standard Single Roller Shade With Fascia
- 2 Mecho5 Standard Bracket System, Roller, Idle End Plug, Snaploc Spline, and Chain Tensioner
- 3 Translucent Chain Tension Hold Down for Manual chain-driven system compliant with ANSI Standard for Child Safety

**** Note: All components must be suitable for use in high humidity environment. ****

Specification # PA-405

Hilton

Public Area
Exterior Sheer Roller Shade @ Optional Pool



PRODUCT DISCLAIMER: Fabtex is a manufacturer of commercial products that require installation by a licensed contractor. All information shown is for schematic purposes and to aid coordination amongst trades. All wiring, connections, means and methods is to be performed by others in strict adherence with all federal, state and local building codes.

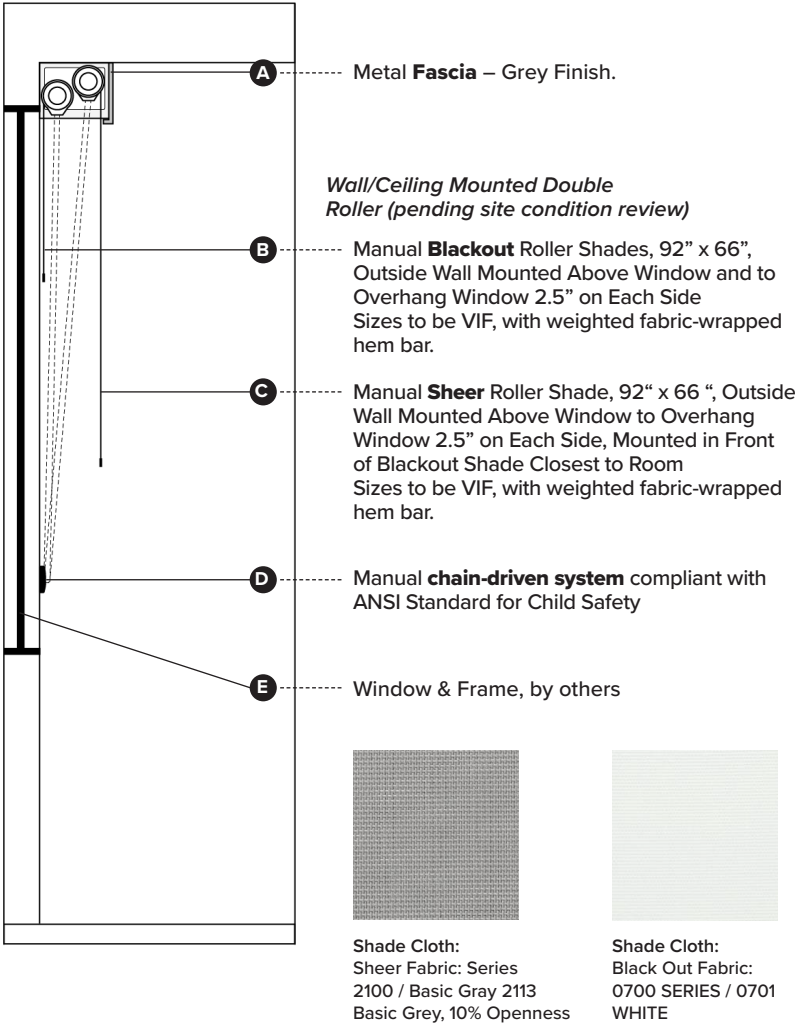
CONFIDENTIAL: All materials disclosed in this document are proprietary to Fabtex, Inc. The holder agrees to maintain it in confidence and must not replicate or reveal this information in any manner.

Chain & tension device to comply with ANSI Standard for Child Safety, ANSI WCMA A100.0 Section 6.5. **ALL COMPONENTS MUST BE SUITABLE FOR USE IN A HIGH HUMIDITY ENVIRONMENT.**

Fabrics to meet Class 1 ASTM E-84 and NFPA 701 standards.



Date: March 12, 2025

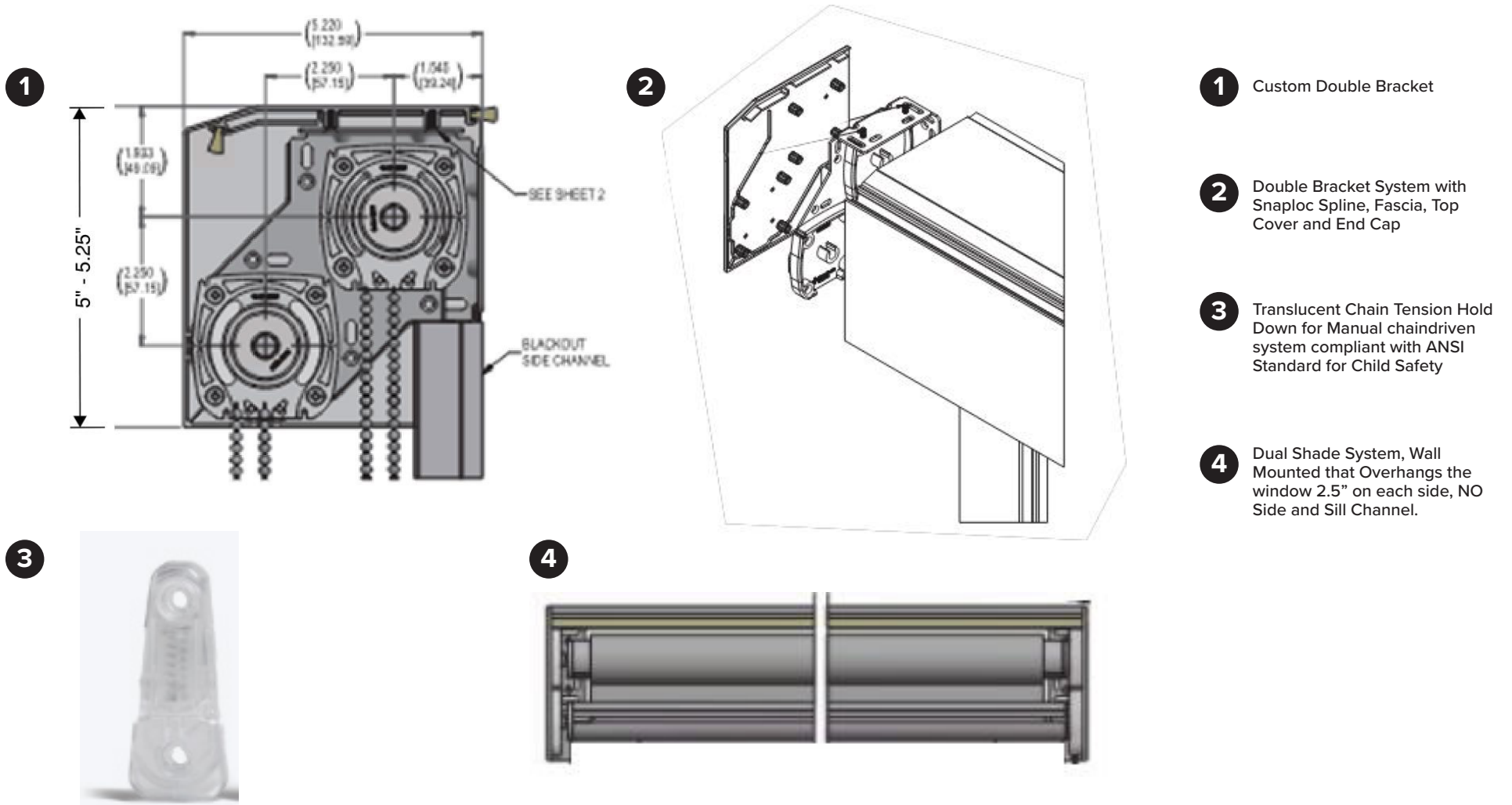


Window Treatment Elevation + Section View

Specification # PA-406

Scale: NTS

<div> <div>Hilton</div> <div>Public Area</div> <div>Dual Roller Shade @ Collaboration Space Exterior Windows</div> </div> <div> <div>tru</div> <div>by Hilton™</div> </div>	<div>Chain & tension device to comply with ANSI Standard for Child Safety, ANSI WCMA A100.0 Section 6.5.</div> <div>Fabrics to meet Class 1 ASTM E-84 and NFPA 701 standards.</div>	<div> <div>FABTEX</div> <div>Date: March 12, 2025</div> </div>
<div> <div>PRODUCT DISCLAIMER:</div> <div>Fabtex is a manufacturer of commercial products that require installation by a licensed contractor. All information shown is for schematic purposes and to aid coordination amongst trades. All wiring, connections, means and methods is to be performed by others in strict adherence with all federal, state and local building codes.</div> </div> <div> <div>CONFIDENTIAL:</div> <div>All materials disclosed in this document are proprietary to Fabtex, Inc. The holder agrees to maintain it in confidence and must not replicate or reveal this information in any manner.</div> </div>		

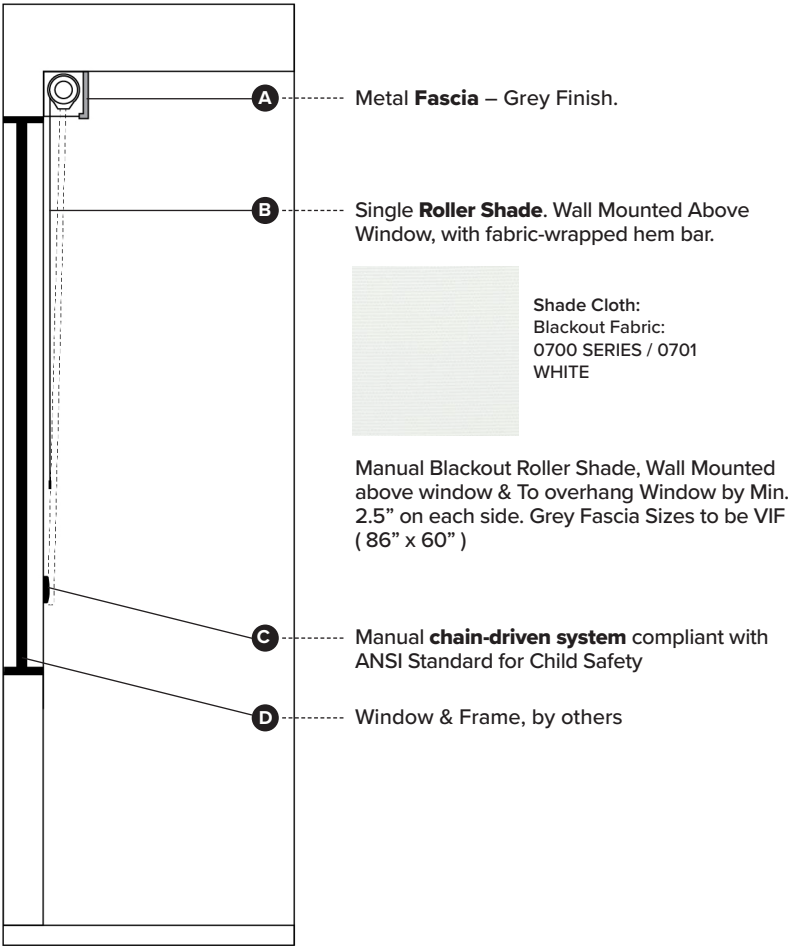


Specification # PA-406

<div data-bbox="58 1224 189 1273" data-label="Image"> </div> <div data-bbox="195 1211 1001 1282" data-label="Text"> <p>Public Area Dual Roller Shade @ Collaboration Space Exterior Windows</p> </div> <div data-bbox="1026 1214 1094 1292" data-label="Image"> </div>	<div data-bbox="1138 1230 1457 1344" data-label="Text"> <p>Chain & tension device to comply with ANSI Standard for Child Safety, ANSI WCMA A100.0 Section 6.5.</p> </div> <div data-bbox="1138 1369 1470 1427" data-label="Text"> <p>Fabrics to meet Class 1 ASTM E-84 and NFPA 701 standards.</p> </div>	<div data-bbox="1627 1263 1942 1380" data-label="Image"> </div> <div data-bbox="1524 1471 1770 1502" data-label="Text"> <p>Date: March 12, 2025</p> </div>
--	---	--

PRODUCT DISCLAIMER: Fabtex is a manufacturer of commercial products that require installation by a licensed contractor. All information shown is for schematic purposes and to aid coordination amongst trades. All wiring, connections, means and methods is to be performed by others in strict adherence with all federal, state and local building codes.

CONFIDENTIAL: All materials disclosed in this document are proprietary to Fabtex, Inc. The holder agrees to maintain it in confidence and must not replicate or reveal this information in any manner.



Window Treatment Elevation + Section View

Specification # PA-407

Scale: NTS

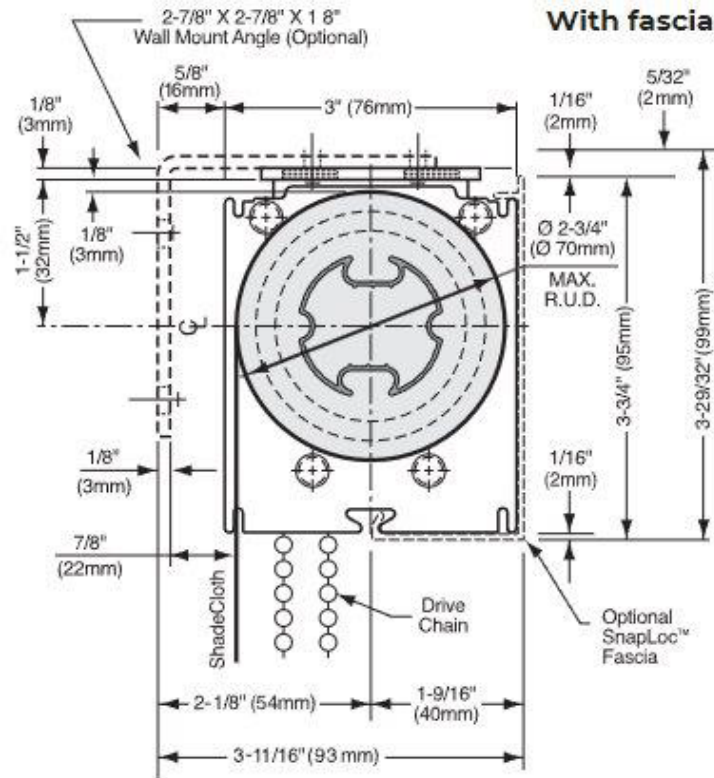
<div><div>Hilton</div><div>Public Area</div><div>Blackout Roller Shade @ Collaboration Space Interior Windows</div></div> <div><div>tru</div><div>by Hilton™</div></div>	<div>Chain & tension device to comply with ANSI Standard for Child Safety, ANSI WCMA A100.0 Section 6.5.</div> <div>Fabrics to meet Class 1 ASTM E-84 and NFPA 701 standards.</div>	<div><div>FABTEX</div></div> <div>Date: March 12, 2025</div>
--	---	--

PRODUCT DISCLAIMER: Fabtex is a manufacturer of commercial products that require installation by a licensed contractor. All information shown is for schematic purposes and to aid coordination amongst trades. All wiring, connections, means and methods is to be performed by others in strict adherence with all federal, state and local building codes.

CONFIDENTIAL: All materials disclosed in this document are proprietary to Fabtex, Inc. The holder agrees to maintain it in confidence and must not replicate or reveal this information in any manner.

1 Mecho®/5 Standard Bracket

Maximum roll up diameter:
2-3/4" (70mm) with or without optional fascia.



2



3



1

Standard Single Roller
Shade With Fascia

2

Mecho5 Standard Bracket
System, Roller, Idle End Plug,
Snaploc Spline, and Chain
Tensioner

3

Translucent Chain Tension
Hold Down for Manual chain-
driven system compliant with
ANSI Standard for Child
Safety

Specification # PA-407

Hilton

Public Area
Blackout Roller Shade @ Collaboration Space Interior Windows

tru
by Hilton

PRODUCT DISCLAIMER: Fabtex is a manufacturer of commercial products that require installation by a licensed contractor. All information shown is for schematic purposes and to aid coordination amongst trades. All wiring, connections, means and methods is to be performed by others in strict adherence with all federal, state and local building codes.


CONFIDENTIAL: All materials disclosed in this document are proprietary to Fabtex, Inc. The holder agrees to maintain it in confidence and must not replicate or reveal this information in any manner.

Chain & tension device to
comply with ANSI Standard
for Child Safety, ANSI WCMA
A100.0 Section 6.5.

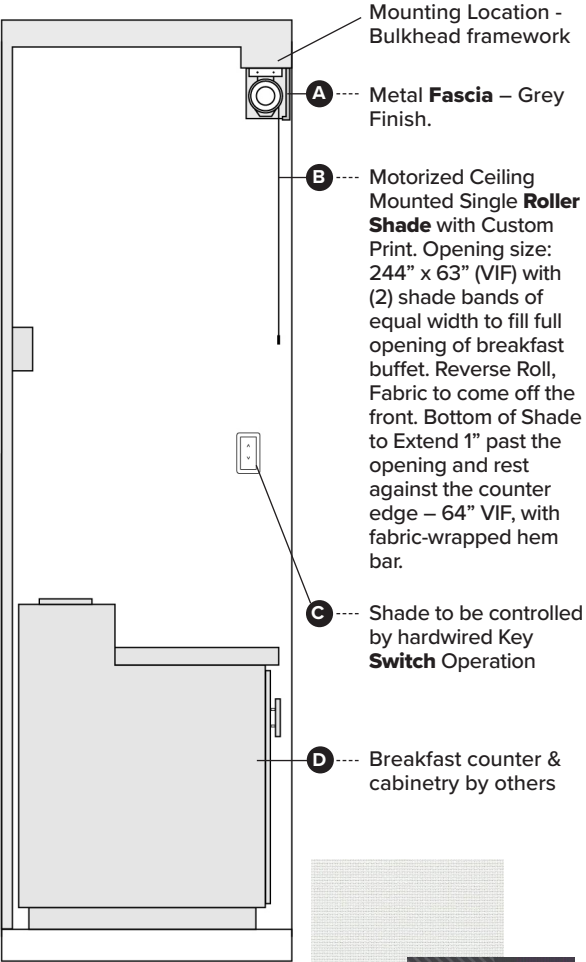
Fabrics to meet Class 1 ASTM
E-84 and NFPA 701 standards.

F A B T E X

Date: March 12, 2025



Shown above: Left shade pulled down. Right shade retracted.



Shade Cloth:
SERIES 0800 / 0801 WHITE - 0%
Openness with Custom Print


Window Treatment Elevation + Section View

Specification # PA-450 **Reno** End Load Roller Shade

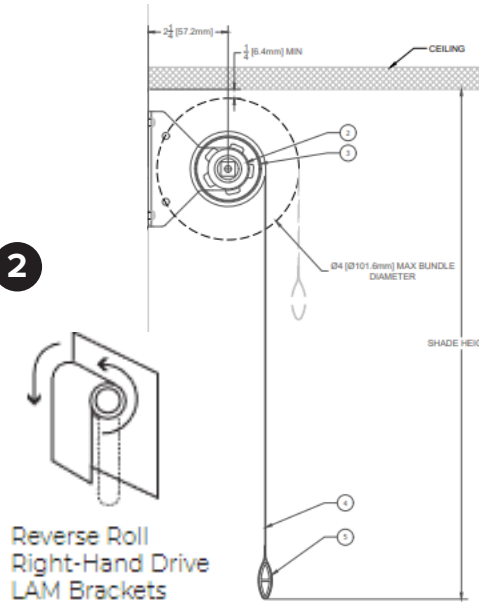
Scale: NTS

<div><div>Hilton</div><div>Public Area - Breakfast Buffet</div><div></div></div>	<div>Fabrics to meet Class 1 ASTM E-84 and NFPA 701 standards.</div>	<div></div> <div>Date: March 12, 2025</div>
<div><p>PRODUCT DISCLAIMER: Fabtex is a manufacturer of commercial products that require installation by a licensed contractor. All information shown is for schematic purposes and to aid coordination amongst trades. All wiring, connections, means and methods is to be performed by others in strict adherence with all federal, state and local building codes.</p><p>CONFIDENTIAL: All materials disclosed in this document are proprietary to Fabtex, Inc. The holder agrees to maintain it in confidence and must not replicate or reveal this information in any manner.</p></div>		

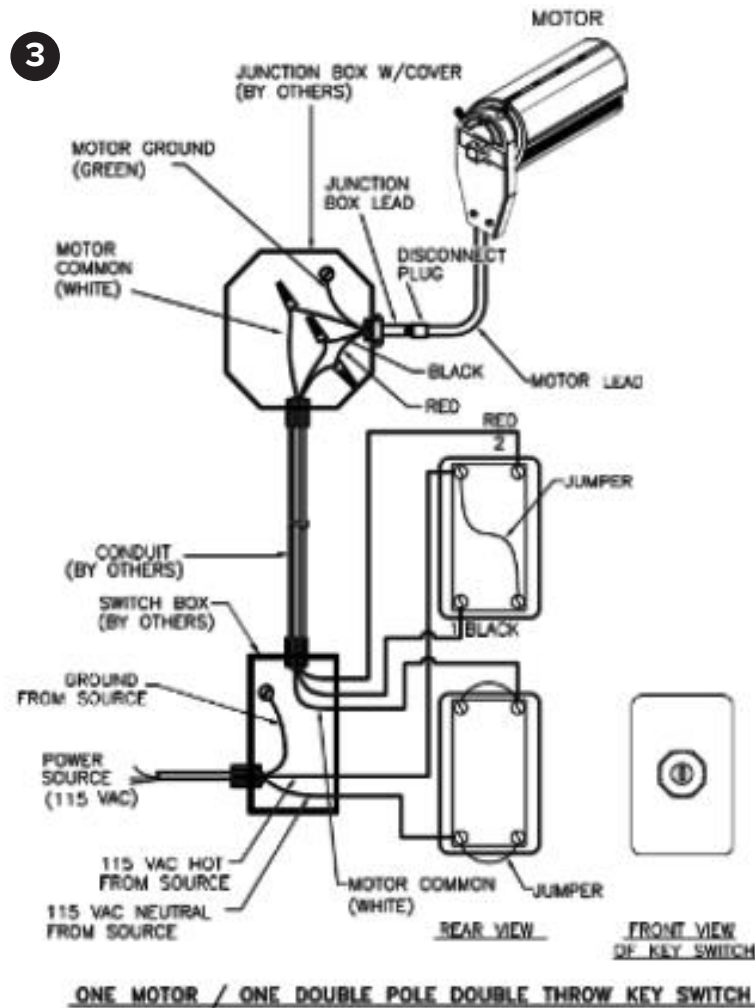
1



2



3



1

Electro2 Bracket with 5" Fascia

2

Reverse Roll Detail

3

Wiring Details for hardwired Motor with Key Switch Operation

Note: Shade to be controlled by hardwired Key Switch Operation

Specification # PA-450 **Reno** End Load Roller Shade

Hilton

Public Area - **Breakfast Buffet**



PRODUCT DISCLAIMER: Fabtex is a manufacturer of commercial products that require installation by a licensed contractor. All information shown is for schematic purposes and to aid coordination amongst trades. All wiring, connections, means and methods is to be performed by others in strict adherence with all federal, state and local building codes.

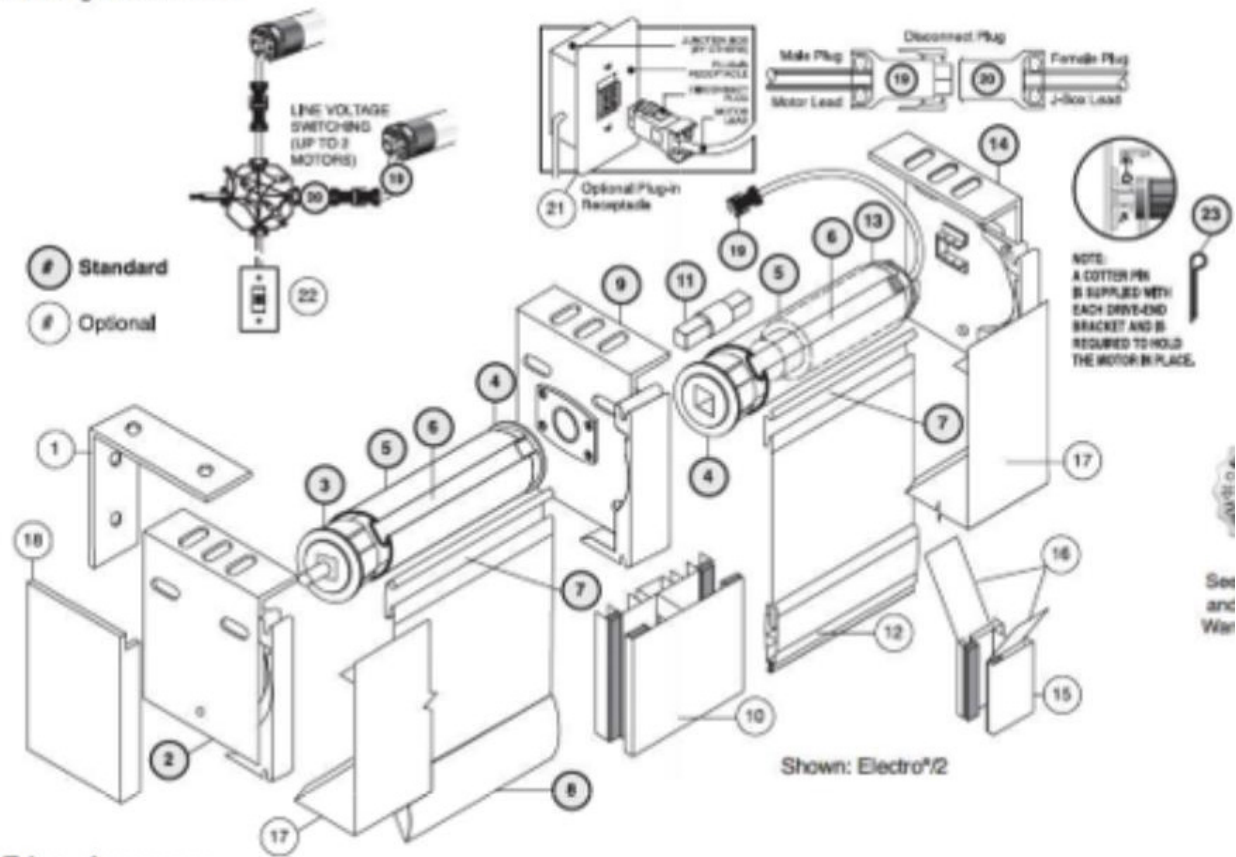
CONFIDENTIAL: All materials disclosed in this document are proprietary to Fabtex, Inc. The holder agrees to maintain it in confidence and must not replicate or reveal this information in any manner.

Fabrics to meet Class 1 ASTM E-84 and NFPA 701 standards.



Date: March 12, 2025

Multiband ElectroShades® exploded view and edge clearances



- 1. Wall-Mount Angle
- 2. Idle-End Bracket
- 3. Idle-End Tube Plug
- 4. Tube Plug
- 5. Snaploc Tube
- 6. Snaploc Spline Mounting Channel
- 7. Snaploc Spline
- 8. Hembar (standard cloth covered)
- 9. Center Support Bracket (single with Polybond Light Seal)
- 11. Tube Connector (“dog bone”)
- 12. Exposed Bottom Tube with Light Seal
- 13. Tubular Motor (A/C)
- 14. Drive-End Bracket
- 17. Snaploc Regular Roll Fascia
- 18. Fascia End Caps (Electro2, Electro3 & Extended only)
- 19. Motor Lead with Disconnect Plug (power plug)
- 20. J-Box Lead with Disconnect Plug
- 21. Optional Plug-in Receptacle
- 22. Low Voltage Control Systems
- 23. Cotter Pin to hold motor in place

Note: Shade to be controlled by hardwired Key Switch Operation

Specification # PA-450 **Reno** End Load Roller Shade

<div><div>Hilton</div><div>Public Area - Breakfast Buffet</div><div><div>tru</div><div>by Hilton™</div></div></div>	<div>Fabrics to meet Class 1 ASTM E-84 and NFPA 701 standards.</div>	<div><div><div>FABTEX</div></div><div>Date: March 12, 2025</div></div>
<div><div>PRODUCT DISCLAIMER: Fabtex is a manufacturer of commercial products that require installation by a licensed contractor. All information shown is for schematic purposes and to aid coordination amongst trades. All wiring, connections, means and methods is to be performed by others in strict adherence with all federal, state and local building codes.</div><div>CONFIDENTIAL: All materials disclosed in this document are proprietary to Fabtex, Inc. The holder agrees to maintain it in confidence and must not replicate or reveal this information in any manner.</div></div>		